


RoHS HF **451/453 Series Fuse**



**Description**

The Nano<sup>2</sup> SMF Fuse is a very small, Wire-in-Air (WIA) square shape surface mount fuse which is very suitable for the secondary side circuit over-current protection applications and is designed for PCB using surface mount technology.

**Features**

- Very fast acting
- Small size
- Wide range of current rating available (62mA to 15A)
- Wide operating temperature range
- Low temperature de-rating
- RoHS compliant
- Halogen Free

**Applications**

- Notebook PC
- LCD/PDP TV
- LCD monitor
- LCD/PDP panel
- LCD backlight inverter
- Portable DVD player
- Power supply
- Networking
- PC server
- Cooling fan system
- Storage system
- Telecom system
- Wireless basestation
- White goods
- Game console
- Office Automation equipment
- Battery charging circuit protection
- Industrial equipment
- Medical equipment
- Automotive

**Agency Approvals**





AGENCY	AGENCY FILE NUMBER	AMPERE RANGE
	E10480	6.3A - 15A
	LR29862	62mA - 15A
	NBK030205-E10480B NBK101105-E184655	1A - 5A 6.3A - 10A
	E10480	62mA - 5A

**Electrical Characteristics for Series**

% of Ampere Rating	Ampere Rating	Opening Time
100%	1/16 –15	4 hours, Minimum
200%	1/16 –10	5 sec., Maximum
	12 –15	20 sec., Maximum

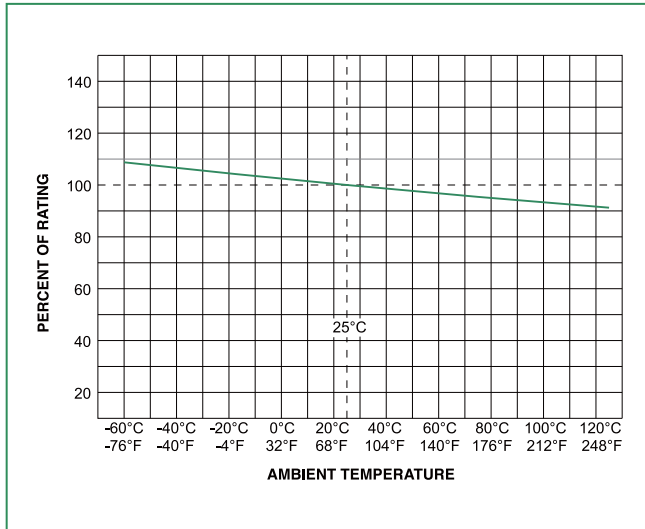
**451/453 Series**

### Electrical Specifications by Item

Ampere Rating (A)	Amp Code	Max Voltage Rating (V)	Interrupting Rating	Nominal Cold Resistance (Ohms)	Nominal Melting I <sup>2</sup> t (A <sup>2</sup> sec)	Agency Approvals			
									
0.062	.062	125	50 amperes @125VAC/VDC 300 amperes @32VDC PSE: 100 amperes @100VAC	5.5000	0.00019		x		x
0.080	.080	125		4.0500	0.00033		x		x
0.100	.100	125		3.1000	0.00138		x		x
0.125	.125	125		1.7000	0.00286		x		x
0.160	.160	125		1.2157	0.0048		x		x
0.200	.200	125		0.8372	0.0089		x		x
0.250	.250	125		0.5765	0.0158		x		x
0.315	.315	125		0.3918	0.0311		x		x
0.375	.375	125		0.6100	0.0425		x		x
0.400	.400	125		0.5600	0.0484		x		x
0.500	.500	125		0.4200	0.0795		x		x
0.630	.630	125		0.3050	0.143		x		x
0.750	.750	125		0.2450	0.185		x		x
0.800	.800	125		0.2120	0.271		x		x
1.00	001.	125		0.1530	0.459		x	x	x
1.25	1.25	125		0.0780	0.664		x	x	x
1.50	01.5	125		0.0630	0.853		x	x	x
1.60	01.6	125		0.0580	1.060		x	x	x
2.00	002.	125		0.0367	0.530		x	x	x
2.50	02.5	125		0.0286	1.029		x	x	x
3.00	003.	125		0.0227	1.650		x	x	x
3.15	3.15	125		0.0215	1.920		x	x	x
3.50	03.5	125		0.0200	2.469		x	x	x
4.00	004.	125		0.0160	3.152		x	x	x
5.00	005.	125		0.0125	5.566		x	x	x
6.30	06.3	125		0.0096	9.170	x	x	x	
7.00	007.	125		0.0090	10.32	x	x	x	
8.00	008.	125		0.0077	20.23	x	x	x	
10.0	010.	125	35 amperes @125 VAC/ 50 amperes @125 VDC 300 amperes @32 VDC PSE: 100 amperes @100VAC	0.0056	26.46	x	x	x	
12.0	012.	65	50 amperes @65 VAC/VDC	0.0049	47.97	x	x		
15.0	015.	65	300 amperes @24 VDC	0.0037	97.82	x	x		

Notes:  
 - I<sup>2</sup>t calculated at 8ms.  
 - Resistance is measured at 10% of rated current, 25°C

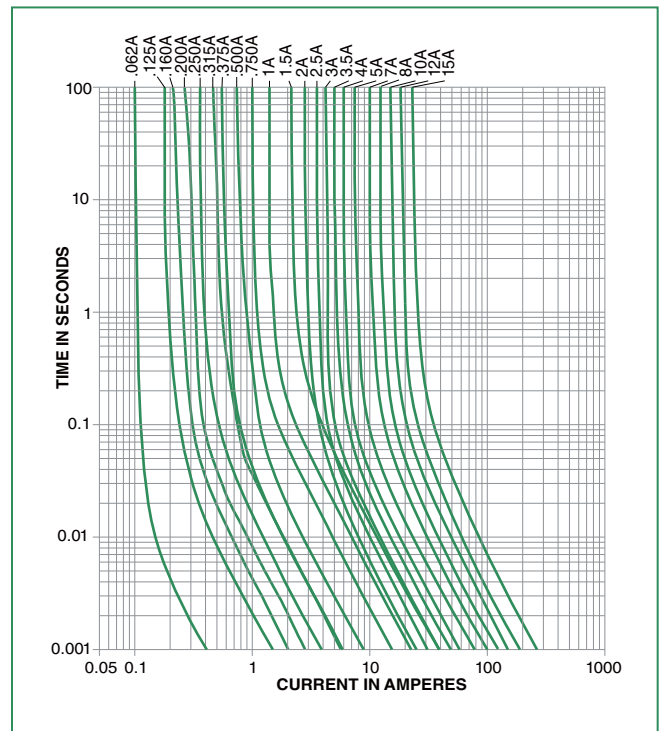
### Temperature Derating Curve



Note:

- Derating depicted in this curve is in addition to the standard derating of 25% for continuous operation.

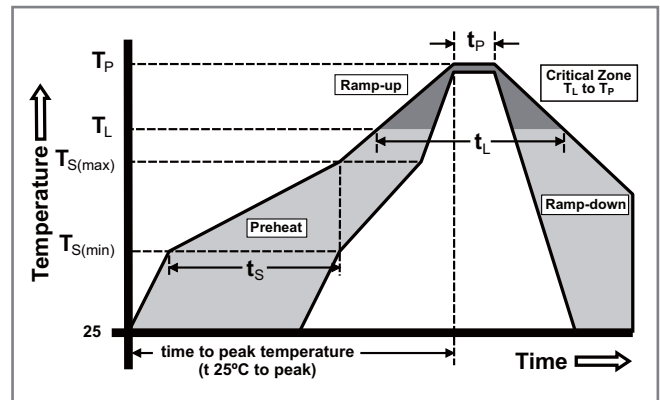
### Average Time Current Curves



451/453 Series

### Soldering Parameters

Reflow Condition		Pb – Free assembly
Pre Heat	- Temperature Min ( $T_{s(min)}$ )	150°C
	- Temperature Max ( $T_{s(max)}$ )	200°C
	- Time (Min to Max) ( $t_s$ )	60 – 120 secs
Average ramp up rate (Liquidus Temp ( $T_L$ ) to peak)		5°C/second max.
$T_{s(max)}$ to $T_L$ - Ramp-up Rate		5°C/second max.
Reflow	- Temperature ( $T_L$ ) (Liquidus)	217°C
	- Temperature ( $t_L$ )	60 – 90 seconds
Peak Temperature ( $T_p$ )		250 <sup>+0/-5</sup> °C
Time within 5°C of actual peak Temperature ( $t_p$ )		20 – 40 seconds
Ramp-down Rate		5°C/second max.
Time 25°C to peak Temperature ( $T_p$ )		8 minutes max.
Do not exceed		260°C
Wave Soldering Parameters		260°C Peak Temperature, 10 seconds max.

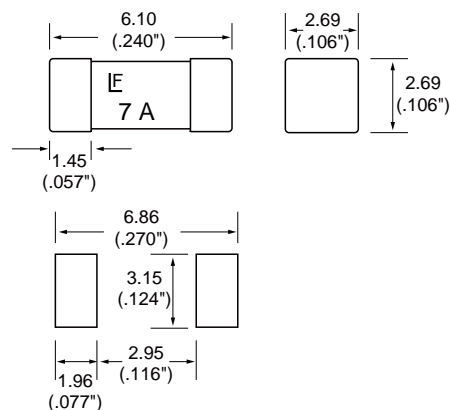


## Product Characteristics

<b>Materials</b>	<b>Body:</b> Ceramic <b>Terminations:</b> Gold-Plated Caps (for 451 RoHS/HF series) SnPb Plated Caps (for 451 Non-RoHS series) Silver-plated Caps (for 451 RoHS below 200mA Rating & 453 Series)
<b>Product Marking</b>	Brand, Ampere Rating
<b>Operating Temperature</b>	-55°C to 125°C
<b>Moisture Sensitivity Level</b>	Level 1, J-STD-020C
<b>Solderability</b>	MIL-STD-202, Method 208
<b>Insulation Resistance (after Opening)</b>	MIL-STD-202, Method 302, Test Condition A (10,000 ohms minimum)

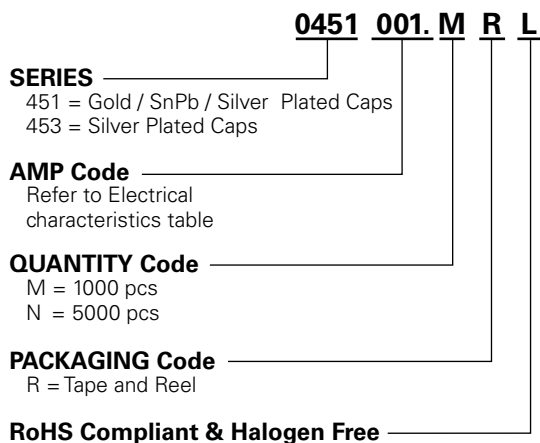
<b>Thermal Shock</b>	MIL-STD-202, Method 107, Test Condition B, 5 cycles, -65°C / +125°C, 15 minutes @ each extreme
<b>Mechanical Shock</b>	MIL-STD-202, Method 213, Test I: Deenergized. 100G's pk amplitude, sawtooth wave 6ms duration, 3 cycles XYZ+xyz = 18 shocks
<b>Vibration</b>	MIL-STD-202, Method 201: 0.03" amplitude, 10-55 Hz in 1 min. 2hrs each XYZ=6hrs
<b>Moisture Resistance</b>	MIL-STD-202, Method 106, 10 cycles
<b>Salt Spray</b>	MIL-STD-202, Method 101, Test Condition B (48hrs)
<b>Resistance to Soldering Heat</b>	MIL-STD-202, Method 210, Test condition B (10 sec at 260°C)

## Dimensions



Recommended pad layout

## Part Numbering System



**NOTE: "L" suffix applies to 451 series only**

- 451 series may be ordered as either "RoHS and HF" ("L" suffix) or non-RoHS (no suffix) version.
  - 453 series is available only as RoHS compliant version and does not require "L" suffix. Please do not include "L" suffix within 453 series ordering instructions.
- 453 series is only available from 200mA up to the highest rating specified. For ratings below 200mA, please use 451 series for ordering.

## Packaging

Packaging Option	Packaging Specification	Quantity	Quantity & Packaging Code
12mm Tape and Reel	EIA RS-481-2 (IEC 286, part 3)	5000	NR
12mm Tape and Reel	EIA RS-481-2 (IEC 286, part 3)	1000	MR