


Description

- Axial leaded, time delay
- 5mm x 15mm physical size
- Glass tube, nickel-plated brass endcap construction
- Leads are tin coated
- Optional sleeve is flexible fluoropolymer (U.L. flammability rating VW-1).
- UL Listed product meets standard UL 248-14



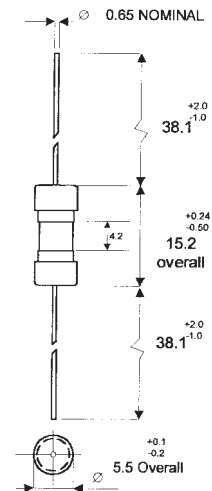
ELECTRICAL CHARACTERISTICS		
Rated Current	Amp Rating	Opening Time
125mA - 250mA	135%	60 minutes max.
	200%	3 seconds min. 120 seconds max.
350mA	100%	4 hours min.
	470mA	30 minutes max.
	600mA	90 seconds max.
	2A	2 seconds max.
375mA - 7A	6A	500 milliseconds max.
	135%	60 minutes max.
	200%	3 seconds min. 120 seconds max.

Agency Information

- UL Listed Card: C515 125mA-250mA and 375mA-3A (Guide JDYX, File E19180)
- UL Recognized Card: C515 350mA, and 3.5A-7A (Guide JDYX2, File E19180)
- CSA Certification Card: C515 125mA-250mA and 375mA-3A (Class 1422-01, LR65063)

Dimensions (mm)

Drawing Not to Scale



Ordering

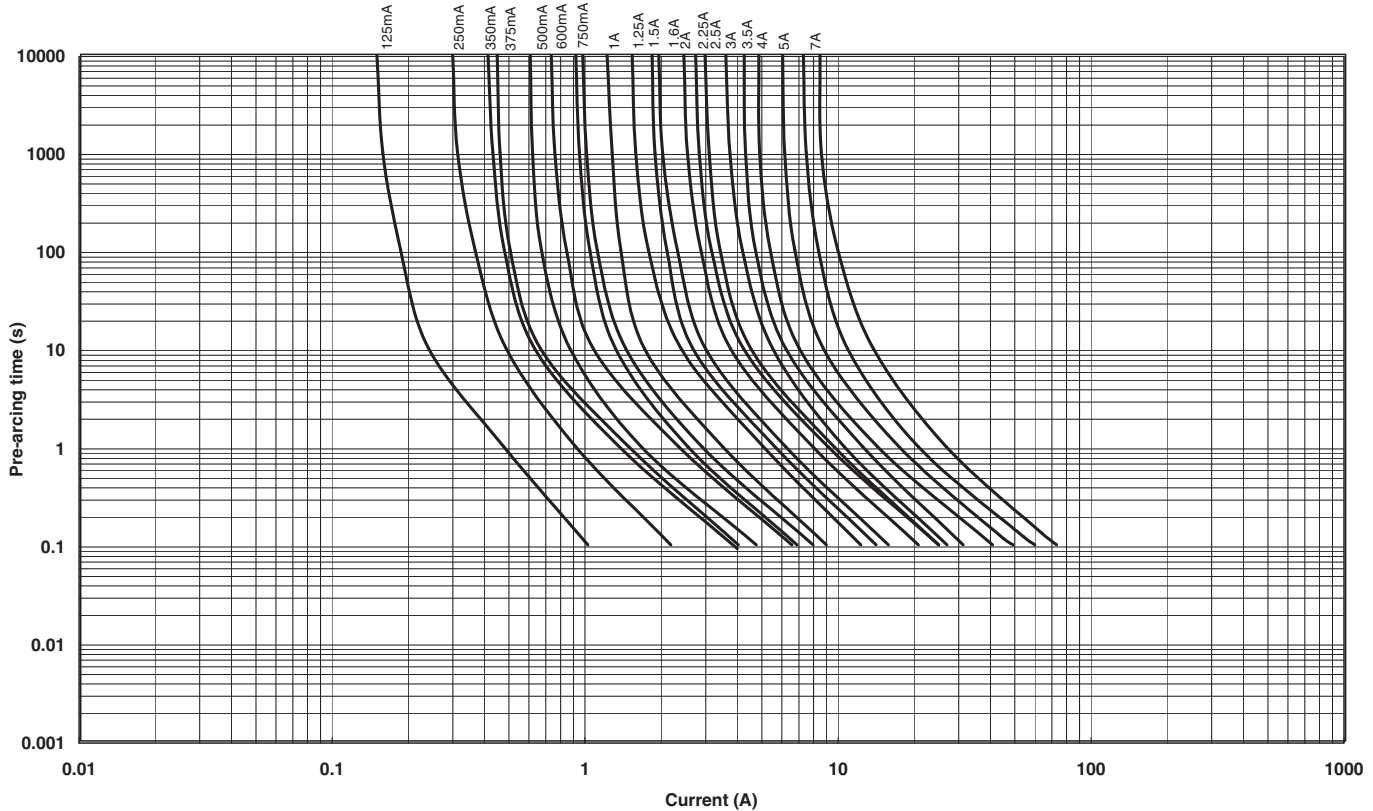
- Specify packaging, product, and option code
- For -R option, drop mA or A from product code (i.e. C515-1-R)
- With TR2 packaging code, lead wire length is 20.3mm

Product Code	Voltage Rating AC	AC Interrupting Rating			Typical DC Cold Resistance* (ohms)	Typical Melting I ² t† AC	Typical Voltage Drop (mV)‡
		600V	250V	125V			
C515-125mA	250V	-	35A	10000A	4.72	0.101	770
C515-250mA	250V	-	35A	10000A	1.32	0.467	430
C515-350mA	250V	25A	35A	10000A	1.04	1.169	530
C515-375mA	250V	-	35A	10000A	0.81	1.531	470
C515-500mA	250V	-	35A	10000A	0.54	2.280	440
C515-600mA	250V	-	35A	10000A	0.38	6.982	350
C515-750mA	250V	-	35A	10000A	0.26	9.162	310
C515-800mA	250V	-	35A	10000A	0.23	10.544	260
C515-1A	250V	-	35A	10000A	0.14	14.289	230
C515-1.25A	250V	-	100A	10000A	0.13	22.961	220
C515-1.5A	250V	-	100A	10000A	0.100	31.989	240
C515-1.6A	250V	-	100A	10000A	0.090	35.156	200
C515-2A	250V	-	100A	10000A	0.059	60.256	170
C515-2.25A	250V	-	100A	10000A	0.057	97.724	180
C515-2.5A	250V	-	100A	10000A	0.046	78.163	190
C515-3A	250V	-	100A	10000A	0.035	80.426	150
C515-3.5A	125V	-	-	400A	0.028	149.279	130
C515-4A	125V	-	-	400A	0.023	233.346	130
C515-5A	125V	-	-	400A	0.019	354.813	150
C515-6A	125V	-	-	400A	0.014	471.360	125
C515-7A	125V	-	-	400A	0.013	710.500	100

* DC Cold Resistance (Measured at <10% of rated current)
 † Typical Melting I²t (A²Sec) (Minimum I²t at 10 times rated current)
 ‡ Typical Voltage Drop (Voltage drop was measured at 25°C ambient temperature at rated current)

TIME CURRENT CURVE

Nominal Time/Current Characteristics



PACKAGING CODE	
Packaging Code	Description
BK	100 pieces of fuses packed into a cardboard carton
TR2	1,500 pieces of fuses packed into tape on a reel (20.3mm lead wire length)

OPTION CODE	
Option Code	Description
S	Insulation Sleeve
-R	RoHS compliant version