Downloaded from Elcodis.com electronic components distributor

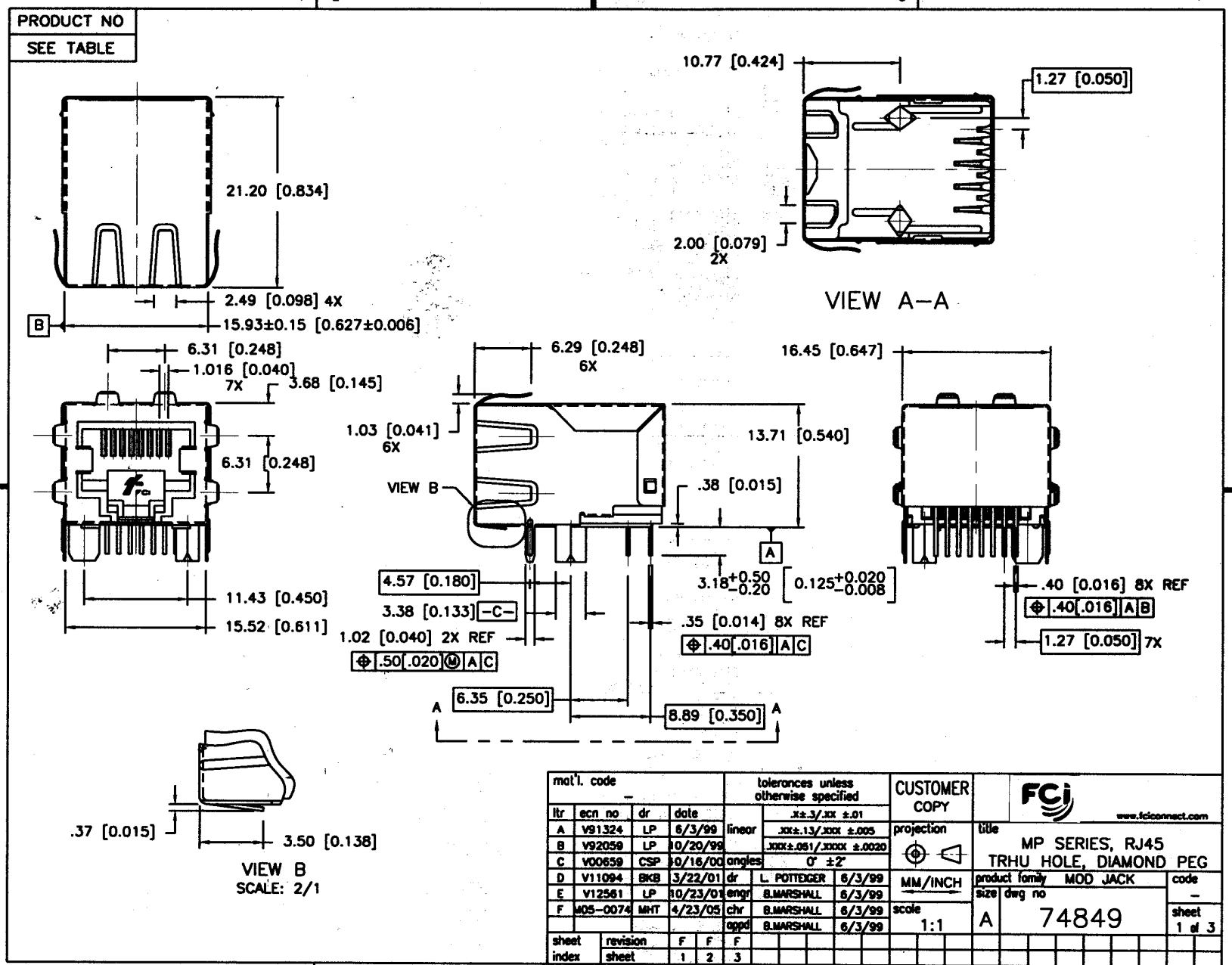

Tous droits strictement reserves. Reproduction ou communication a des tiers interdite sous quelque forme que ce soit sans autorisation ecrite du propietaire. Propriete de c FCI. Droits de reproduction FCI.

All rights strictly reserved. Reproduction or issue to third parties in any form whatever is not permitted without written authority from the proprietor. Property of FCI. Copyright FCI.

PDM: Rev:F STATUS:Released Printed: Feb 19, 2008

Downloaded from Elcodis.com electronic components distributor

PRODUCT NO
74849-X01Y
74849-X01YLF

SPRING OPTION Y	DESCRIPTION (SEE SHEET 3 FOR OPTION VIEWS)
1	SPRINGS ON TOP, BOTTOM, AND BOTH SIDES
2	NO SPRINGS
3	SPRINGS ON TOP AND BOTTOM
4	SPRINGS ON TOP, BOTTOM, AND 1 PER SIDE (STAGGERED)
5	SAME AS OPTION 4, EXCEPT OPPOSITE STAGGER

PLATING CODE X	PLATING ⑧
0	.76µM/30µ" G.X.T.
3	.76µM/30µ" GOLD
5	1.27µM/50µ" GOLD

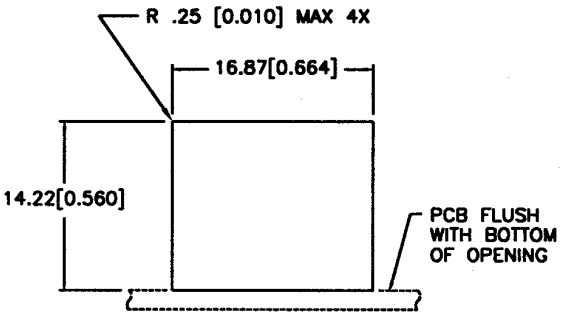

RECOMMENDED PANEL OPENING

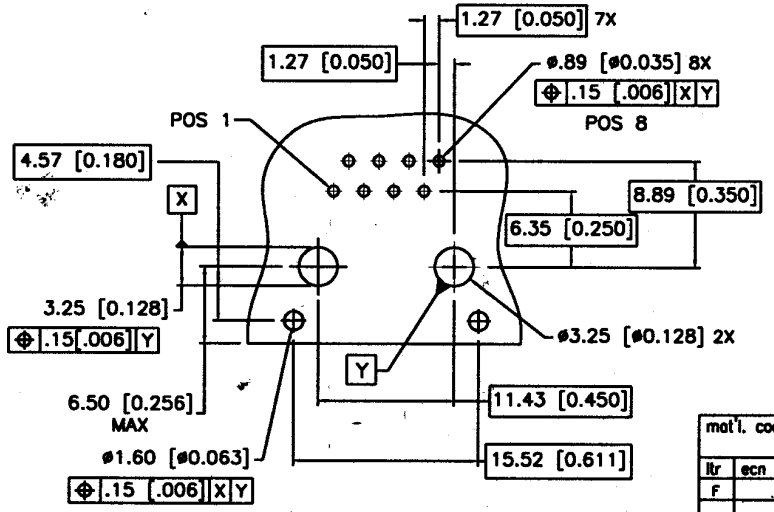

RECOMMENDED P.C.B. LAYOUT
AS VIEWED FROM TOP SIDE (COMPONENT SIDE)

NOTES :

1. HOUSING MATL: HIGH TEMP. THERMOPLASTIC, COLOR BLACK, UL94V-0.
2. CONTACT MATL: COPPER ALLOY
   MATING AREA PLATING: (SEE TABLE).
   SOLDER AREA PLATING: 2.54uM/100u" MIN TIN LEAD OVER Ni.
   LEAD FREE OPTION:
   SOLDER AREA PLATING: 2.54uM/100u" MIN PURE TIN OVER Ni.
3. SHIELDING MAT'L: TIN PLATED COPPER ALLOY.
4. ALL DIMENSIONS IN MILLIMETERS AND INCHES.
5. LF SUFFIX AT THE END OF PART NUMBER IS LEAD FREE.
6. THE HOUSING WILL WITHSTAND EXPOSURE TO 260°C PEAK TEMPERATURE FOR 15 SECONDS IN A WAVE SOLDER APPLICATION WITH A 1.5mm MINIMUM THICK CIRCUIT BOARD. SEE APLICATION NOTES/PROCEDURES IF THEY ARE AVAILABLE.
7. THIS PRODUCT MEETS EUROPEAN UNION DIRECTIVES AND OTHER COUNTRY REGULATION AS DESCRIBED IN GS-22-008.
8. PLATING OPTIONS:
   MAY BE EITHER GOLD OR GXT PLATED AT MANUFACTURER'S OPTION.

mat'l. code				tolerances unless otherwise specified			CUSTOMER COPY	FCI www.fciconnect.com	
ltr	ecn no	dr	date		.X±.3/.XX ±.01				
F				linear	.XX±.13/.XXX ±.005		projection	title	MP SERIES, RJ45 TRHU HOLE, DIAMOND PEG
					.XXX±.051/.XXXX ±.0020				
				angles	0° ±2°		MM/INCH	product family MOD JACK	code —
				dr	L. POTTEIGER	6/3/99		size A dwg no 74849	sheet 2 of
				engr	B.MARSHALL	6/3/99	scale 1:1		
				chr	B.MARSHALL	6/3/99			
				oppd	B.MARSHALL	6/3/99			
sheet index	revision sheet							cage code 22526	

All rights strictly reserved. Reproduction or issue to third parties in any form whatever is not permitted without written authority from the proprietor. Property of FCI. Copyright FCI.
Tous droits strictement reserves. Reproduction ou communication a des tiers interdite sous quelque forme que ce soit sans autorisation ecrite du proprietaire. Propriete de c FCI. Droits de reproduction FCI.

ACAD PDM: Rev:F STATUS:Released Printed: Mar 21, 2007

PDM: Rev:F STATUS:Released Printed: Feb 19, 2008

Downloaded from Elcodis.com electronic components distributor

PRODUCT NO
SEE TABLE

SPRING TAB CONFIGURATIONS

OPTION Y

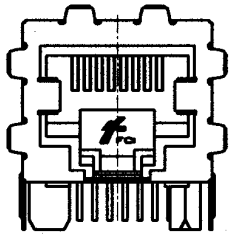

OPTION 1

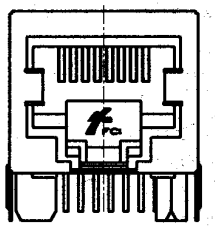

OPTION 2

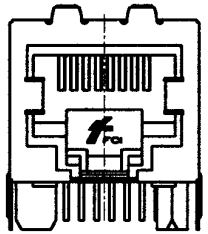

OPTION 3

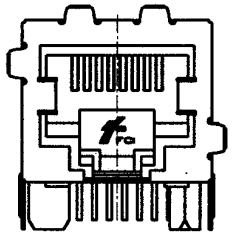

OPTION 4

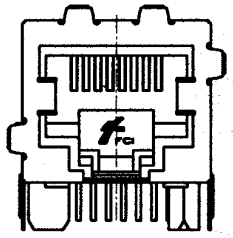

OPTION 5

Tous droits strictement reserves. Reproduction ou communication a des tiers interdite sous quelque forme que ce soit sans autorisation ecrite du proprietaire. Propriete de c FCI. Droits de reproduction FCI.

All rights strictly reserved. Reproduction or issue to third parties in any form whatever is not permitted without written authority from the proprietor. Property of FCI. Copyright FCI.

mat'l. code				tolerances unless otherwise specified			CUSTOMER COPY	FCI www.fciconnect.com
ltr	ecn no	dr	date		.x±.3/.xx ±.01			
F				linear	.xx±.13/.xxx ±.005		projection	title: MP SERIES; RJ45 TRHU HOLE, DIAMOND PEG
					.xxx±.051/.xxxx ±.0020			
				angles	0° ±2°			
				dr	L. POTTEIGER	6/3/99	MM/INCH	product family: MOD JACK; code: –
				engr	B.MARSHALL	6/3/99		
				chr	B.MARSHALL	6/3/99	scale 1:1	size: A; dwg no: 74849; sheet 3 of
				appd	B.MARSHALL	6/3/99		
sheet index	revision sheet							

cage code 22526

ACAD

PDM: Rev:F STATUS:Released Printed: Mar 21, 2007

PDM: Rev:F STATUS:Released Printed: Feb 19, 2008