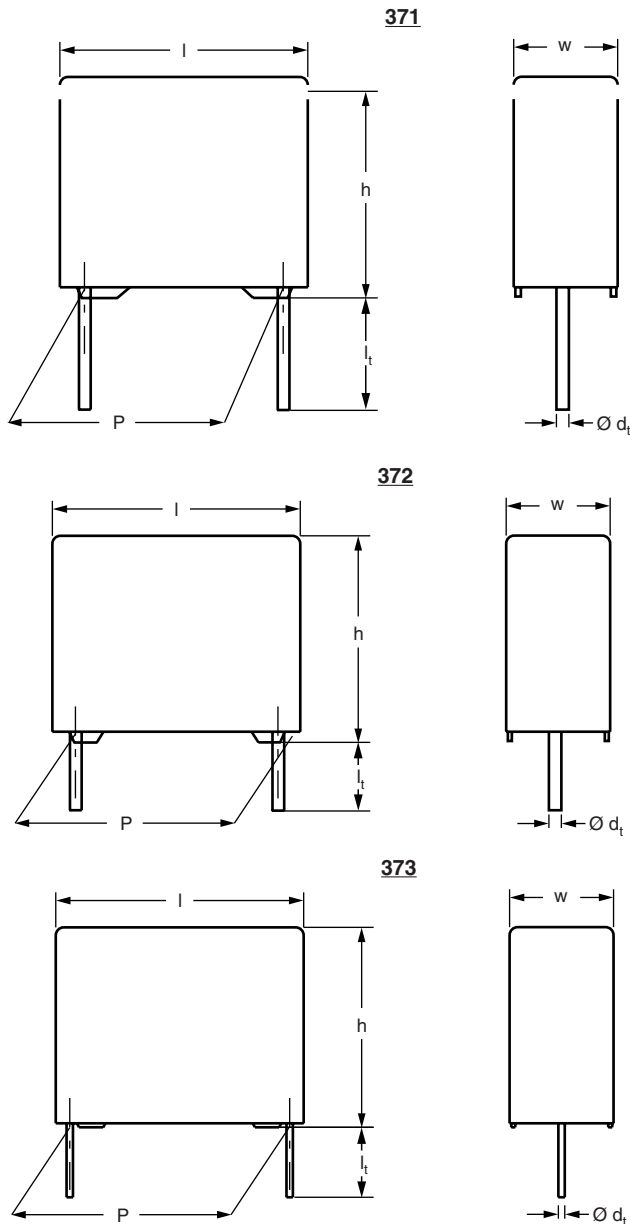


DC Film Capacitor MKT Radial Potted Type



FEATURES

371: 7.62 mm lead pitch. Supplied loose in box and taped on reel or ammpack
372: 10 mm lead pitch. Supplied loose in box and taped on reel or ammpack
373: 15 mm to 27.5 mm lead pitch. Supplied loose in box and taped on reel.
 RoHS compliant



RoHS
COMPLIANT

DIELECTRIC

Polyester film

ELECTRODES

Metallized

CONSTRUCTION

Mono construction

RATED (DC) VOLTAGE

371: 63 V, 100 V, 250 V, 400 V
372, 373: 100 V, 250 V, 400 V, 630 V

RATED (AC) VOLTAGE

371: 40 V, 63 V, 160 V, 220 V
372, 373: 63 V, 160 V, 220 V, 250 V

ENCAPSULATION

Flame retardant plastic case and epoxy resin
 (UL-class 94 V-0)

CLIMATIC TESTING CLASS ACC. TO IEC 60068-1

55/105/56

CAPACITANCE RANGE (E12 SERIES)

371: 0.0039 μ F to 1.5 μ F
372: 0.0047 μ F to 0.68 μ F
373: 0.047 μ F to 15 μ F

CAPACITANCE TOLERANCE

$\pm 10\%$, $\pm 5\%$

LEADS

Tinned wire

RATED TEMPERATURE

85 °C

MAXIMUM APPLICATION TEMPERATURE

105 °C

PERFORMANCE GRADE

Grade 1 (long life)

DETAIL SPECIFICATION

For more detailed data and test requirements contact:
dc-film@vishay.com

APPLICATIONS

Blocking and coupling, bypass and energy reservoir.

REFERENCE STANDARDS

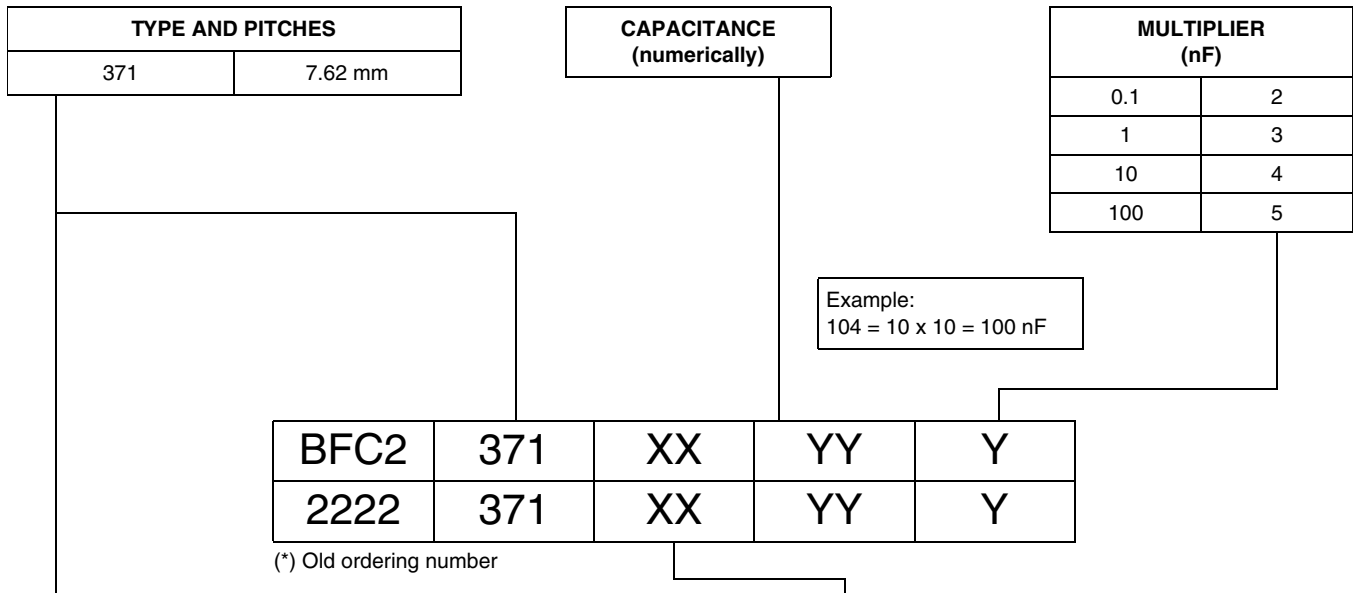
IEC 60384-2

MARKING

C-value; tolerance; rated voltage; manufacturer's symbol;
 year and week of manufacturer; manufacturer's type



COMPOSITION OF CATALOG NUMBER: 371



| TYPE | PACKAGING | LEAD CONFIGURATION | PREFERRED TYPES | | | | |
|------|-------------------|---|-----------------|------|-------|-------|-------|
| | | | C-TOL. | 63 V | 100 V | 250 V | 400 V |
| 371 | Loose in box | Lead length 4.0 + 1.0/- 0.5 mm | ± 10 % | 11 | 21 | 41 | 51 |
| | | | ± 5 % | 12 | 22 | 42 | 52 |
| | | Lead length 26.0 ± 2.0 mm | ± 10 % | 15 | 25 | 45 | 55 |
| | | | ± 5 % | 16 | 26 | 46 | 56 |
| | Taped on reel (1) | H (1) = 18.5 mm P ₀ = 12.7 mm | ± 10 % | 35 | 65 | 75 | 85 |
| | | | ± 5 % | 36 | 66 | 76 | 86 |
| | Ammopack (1) | H (1) = 18.5 mm P ₀ = 12.7 mm | ± 10 % | 38 | 68 | 78 | 88 |
| | | | ± 5 % | 39 | 69 | 79 | 89 |

Notes

- (1) For detailed tape specifications refer to packaging information: www.vishay.com/doc?28139 or end of catalog
- (2) SPQ = Standard Packing Quantity

SPECIFIC REFERENCE DATA

| DESCRIPTION | VALUE | | | |
|---|-------------------------|--------------------------|--------------------------|--------------|
| | at 1 kHz | at 10 kHz | at 100 kHz | |
| Tangent of loss angle: C ≤ 0.1 μF | ≤ 75 x 10 ⁻⁴ | ≤ 130 x 10 ⁻⁴ | ≤ 250 x 10 ⁻⁴ | |
| 0.1 μF < C ≤ 0.47 μF | ≤ 75 x 10 ⁻⁴ | ≤ 130 x 10 ⁻⁴ | ≤ 250 x 10 ⁻⁴ | |
| 0.47 μF < C ≤ 1.5 μF | ≤ 75 x 10 ⁻⁴ | ≤ 130 x 10 ⁻⁴ | - | |
| Rated voltage pulse slope (dU/dt) _R at | 63 Vdc | 100 Vdc | 250 Vdc | 400 Vdc |
| | 18 V/μs | 36 V/μs | 70 V/μs | 190 V/μs |
| R between leads, for C ≤ 0.33 μF at 10 V; 1 min at 100 V; 1 min | > 15 000 MΩ | > 15 000 MΩ | > 30 000 MΩ | > 30 000 MΩ |
| RC between leads, for C > 0.33 μF at 10 V; 1 min at 100 V; 1 min | > 5000 s | > 5000 s | - | - |
| R between interconnecting leads and case (foil method) | > 30 000 MΩ | | | |
| Withstanding (DC) voltage (cut off current 10 mA); rise time 100 V/s | 100 V; 1 min | 160 V; 1 min | 400 V; 1 min | 640 V; 1 min |
| Withstanding (DC) voltage between leads and case | 200 V; 1 min | 20 V; 1 min | 500 V; 1 min | 800 V; 1 min |
| Maximum application temperature | 105 °C | | | |

MKT 371, MKT 372, MKT 373



Vishay BCcomponents

DC Film Capacitor
MKT Radial Potted Type

$U_{Rdc} = 63 \text{ V}$; $U_{Rac} = 40 \text{ V}$

| C (μF) | DIMENSIONS w x h x l (mm) | MASS (g) ⁽¹⁾ | CATALOG NUMBER BFC2 371 XXYYY AND PACKAGING | | | | | | | | | |
|---|---------------------------------|----------------------------|---|------------------------|---------------------------------|------------------------|--|------------------------|--|------------------------|--|--|
| | | | LOOSE IN BOX | | | | AMMOPACK | | REEL | | C-VALUE | |
| | | | $l_t = 4.0 + 1.0/- 0.5 \text{ mm}$ | | $l_t = 26.0 \pm 2.0 \text{ mm}$ | | H = 18.5 mm; P ₀ = 12.7 mm | | H = 18.5 mm; P ₀ = 12.7 mm | | | |
| | | | C-tol. = $\pm 10 \%$ | C-tol. = $\pm 5 \%$ | C-tol. = $\pm 10 \%$ | C-tol. = $\pm 5 \%$ | C-tol. = $\pm 10 \%$ | C-tol. = $\pm 5 \%$ | C-tol. = $\pm 10 \%$ | C-tol. = $\pm 5 \%$ | | |
| XX (SPQ) | XX (SPQ) | XX (SPQ) | XX (SPQ) | XX (SPQ) | XX (SPQ) | XX (SPQ) | XX (SPQ) | XX (SPQ) | XX (SPQ) | ..YYY | | |
| Pitch = 7.62 + 0.30/- 0.40 mm; $d_t = 0.50 \pm 0.05 \text{ mm}$ | | | | | | | | | | | | |
| 0.056 0.068 0.082 0.1 | 2.5 x 6.5 x 10.0 | 0.24 | 11... (1000) | 12... (1000) | 15... (1000) | 16... (1000) | 38... (2000) | 39... (2000) | 35... (2000) | 36... (2000) | 563 683 823 104 | |
| 0.12 0.15 0.18 0.22 | 3.0 x 8.0 x 10.0 | 0.34 | 11... (1000) | 12... (1000) | 15... (1000) | 16... (1000) | 38... (1500) | 39... (1500) | 35... (1500) | 36... (1500) | 124 154 184 224 | |
| 0.27 0.33 0.39 0.47 0.56 0.68 | 4.0 x 9.0 x 10.0 | 0.51 | 11... (1000) | 12... (1000) | 15... (1000) | 16... (1000) | 38... (1000) | 39... (1000) | 35... (1500) | 36... (1500) | 274 334 394 474 564 684 | |
| 0.82 1.0 | 5.0 x 10.5 x 10.0 | 0.73 | 11... (1000) | 12... (1000) | 15... (1000) | 16... (1000) | 38... (1000) | 39... (1000) | 35... (1000) | 36... (1000) | 824 105 | |
| 1.2 1.5 | 6.0 x 11.5 x 10.0 | 1.0 | 11... (750) | 12... (750) | 15... (1000) | 16... (1000) | 38... (500) | 39... (500) | 35... (500) | 36... (500) | 125 155 | |

Note

⁽¹⁾ Weight for short lead products only

$U_{Rdc} = 100 \text{ V}$; $U_{Rac} = 63 \text{ V}$

| C (μF) | DIMENSIONS w x h x l (mm) | MASS (g) ⁽¹⁾ | CATALOG NUMBER BFC2 371 XXYYY AND PACKAGING | | | | | | | | | |
|---|---------------------------------|----------------------------|---|------------------------|---------------------------------|------------------------|--|------------------------|--|------------------------|--|--|
| | | | LOOSE IN BOX | | | | AMMOPACK | | REEL | | C-VALUE | |
| | | | $l_t = 4.0 + 1.0/- 0.5 \text{ mm}$ | | $l_t = 26.0 \pm 2.0 \text{ mm}$ | | H = 18.5 mm; P ₀ = 12.7 mm | | H = 18.5 mm; P ₀ = 12.7 mm | | | |
| | | | C-tol. = $\pm 10 \%$ | C-tol. = $\pm 5 \%$ | C-tol. = $\pm 10 \%$ | C-tol. = $\pm 5 \%$ | C-tol. = $\pm 10 \%$ | C-tol. = $\pm 5 \%$ | C-tol. = $\pm 10 \%$ | C-tol. = $\pm 5 \%$ | | |
| XX (SPQ) | XX (SPQ) | XX (SPQ) | XX (SPQ) | XX (SPQ) | XX (SPQ) | XX (SPQ) | XX (SPQ) | XX (SPQ) | XX (SPQ) | ..YYY | | |
| Pitch = 7.62 + 0.30/- 0.40 mm; $d_t = 0.50 \pm 0.05 \text{ mm}$ | | | | | | | | | | | | |
| 0.018 0.022 0.027 0.033 0.039 0.047 | 2.5 x 6.5 x 10.0 | 0.24 | 21... (1000) | 22... (1000) | 25... (1000) | 26... (1000) | 68... (2000) | 69... (2000) | 65... (2000) | 66... (2000) | 183 223 273 333 393 473 | |
| 0.056 0.068 0.082 0.1 | 3.0 x 8.0 x 10.0 | 0.34 | 21... (1000) | 22... (1000) | 25... (1000) | 26... (1000) | 68... (1500) | 69... (1500) | 65... (1500) | 66... (1500) | 563 683 823 104 | |
| 0.12 0.15 0.18 0.22 | 4.0 x 9.0 x 10.0 | 0.51 | 21... (1000) | 22... (1000) | 25... (1000) | 26... (1000) | 68... (1000) | 69... (1000) | 65... (1500) | 66... (1500) | 124 154 184 224 | |
| 0.27 0.33 0.39 0.47 | 5.0 x 10.5 x 10.0 | 0.73 | 21... (1000) | 22... (1000) | 25... (1000) | 26... (1000) | 68... (1000) | 69... (1000) | 65... (1000) | 66... (1000) | 274 334 394 474 | |

Note

⁽¹⁾ Weight for short lead products only



$U_{Rdc} = 250\text{ V}$; $U_{Rac} = 160\text{ V}$

| C (μF) | DIMENSIONS w x h x l (mm) | MASS (g) ⁽¹⁾ | CATALOG NUMBER BFC2 371 XXYYY AND PACKAGING | | | | | | | | | |
|--|---------------------------------|----------------------------|---|-----------------------|--------------------------------|-----------------------|--|-----------------------|--|-----------------------|--|--|
| | | | LOOSE IN BOX | | | | AMMOPACK | | REEL | | C-VALUE | |
| | | | $l_t = 4.0 + 1.0/- 0.5\text{ mm}$ | | $l_t = 26.0 \pm 2.0\text{ mm}$ | | H = 18.5 mm; $P_0 = 12.7\text{ mm}$ | | H = 18.5 mm; $P_0 = 12.7\text{ mm}$ | | | |
| | | | C-tol. = $\pm 10\%$ | C-tol. = $\pm 5\%$ | C-tol. = $\pm 10\%$ | C-tol. = $\pm 5\%$ | C-tol. = $\pm 10\%$ | C-tol. = $\pm 5\%$ | C-tol. = $\pm 10\%$ | C-tol. = $\pm 5\%$ | | |
| XX (SPQ) | XX (SPQ) | XX (SPQ) | XX (SPQ) | XX (SPQ) | XX (SPQ) | XX (SPQ) | XX (SPQ) | XX (SPQ) | XX (SPQ) | ..YYY | | |
| Pitch = $7.62 + 0.30/- 0.40\text{ mm}$; $d_t = 0.50 \pm 0.05\text{ mm}$ | | | | | | | | | | | | |
| 0.082 0.01 0.012 0.015 | 2.5 x 6.5 x 10.0 | 0.24 | 41... (1000) | 42... (1000) | 45... (1000) | 46... (1000) | 78... (2000) | 79... (2000) | 75... (2000) | 76... (2000) | 822 103 123 153 | |
| 0.018 0.022 0.027 0.033 0.039 0.047 | 3.0 x 8.0 x 10.0 | 0.34 | 41... (1000) | 42... (1000) | 45... (1000) | 46... (1000) | 78... (1500) | 79... (1500) | 75... (1500) | 76... (1500) | 183 223 273 333 393 473 | |
| 0.056 0.068 0.082 0.1 | 4.0 x 9.0 x 10.0 | 0.51 | 41... (1000) | 42... (1000) | 45... (1000) | 46... (1000) | 78... (1000) | 79... (1000) | 75... (1500) | 76... (1500) | 563 683 823 104 | |
| 0.12 | 5.0 x 10.5 x 10.0 | 0.73 | 41... (1000) | 42... (1000) | 45... (1000) | 46... (1000) | 78... (1000) | 79... (1000) | 75... (1000) | 76... (1000) | 124 | |

Note

⁽¹⁾ Weight for short lead products only

$U_{Rdc} = 400\text{ V}$; $U_{Rac} = 220\text{ V}$

| C (μF) | DIMENSIONS w x h x l (mm) | MASS (g) ⁽¹⁾ | CATALOG NUMBER BFC2 371 XXYYY AND PACKAGING | | | | | | | | | |
|--|---------------------------------|----------------------------|---|-----------------------|--------------------------------|-----------------------|--|-----------------------|--|-----------------------|---------------------------------|--|
| | | | LOOSE IN BOX | | | | AMMOPACK | | REEL | | C-VALUE | |
| | | | $l_t = 4.0 + 1.0/- 0.5\text{ mm}$ | | $l_t = 26.0 \pm 2.0\text{ mm}$ | | H = 18.5 mm; $P_0 = 12.7\text{ mm}$ | | H = 18.5 mm; $P_0 = 12.7\text{ mm}$ | | | |
| | | | C-tol. = $\pm 10\%$ | C-tol. = $\pm 5\%$ | C-tol. = $\pm 10\%$ | C-tol. = $\pm 5\%$ | C-tol. = $\pm 10\%$ | C-tol. = $\pm 5\%$ | C-tol. = $\pm 10\%$ | C-tol. = $\pm 5\%$ | | |
| XX (SPQ) | XX (SPQ) | XX (SPQ) | XX (SPQ) | XX (SPQ) | XX (SPQ) | XX (SPQ) | XX (SPQ) | XX (SPQ) | XX (SPQ) | ..YYY | | |
| Pitch = $7.62 + 0.30/- 0.40\text{ mm}$; $d_t = 0.50 \pm 0.05\text{ mm}$ | | | | | | | | | | | | |
| 0.0039 0.0047 0.0056 0.0068 | 2.5 x 6.5 x 10.0 | 0.24 | 51... (1000) | 52... (1000) | 55... (1000) | 56... (1000) | 88... (2000) | 89... (2000) | 85... (2000) | 86... (2000) | 392 472 562 682 | |
| 0.0082 0.01 | 3.0 x 8.0 x 10.0 | 0.34 | 51... (1000) | 52... (1000) | 55... (1000) | 56... (1000) | 88... (1500) | 89... (1500) | 85... (1500) | 86... (1500) | 822 103 | |
| 0.012 0.015 | 4.0 x 9.0 x 10.0 | 0.51 | 51... (1000) | 52... (1000) | 55... (1000) | 56... (1000) | 88... (1000) | 89... (1000) | 85... (1500) | 86... (1500) | 123 153 | |
| 0.018 0.022 0.027 0.033 0.039 | 5.0 x 10.5 x 10.0 | 0.73 | 51... (1000) | 52... (1000) | 55... (1000) | 56... (1000) | 88... (1000) | 89... (1000) | 85... (1000) | 86... (1000) | 183 223 273 333 393 | |

Note

⁽¹⁾ Weight for short lead products only

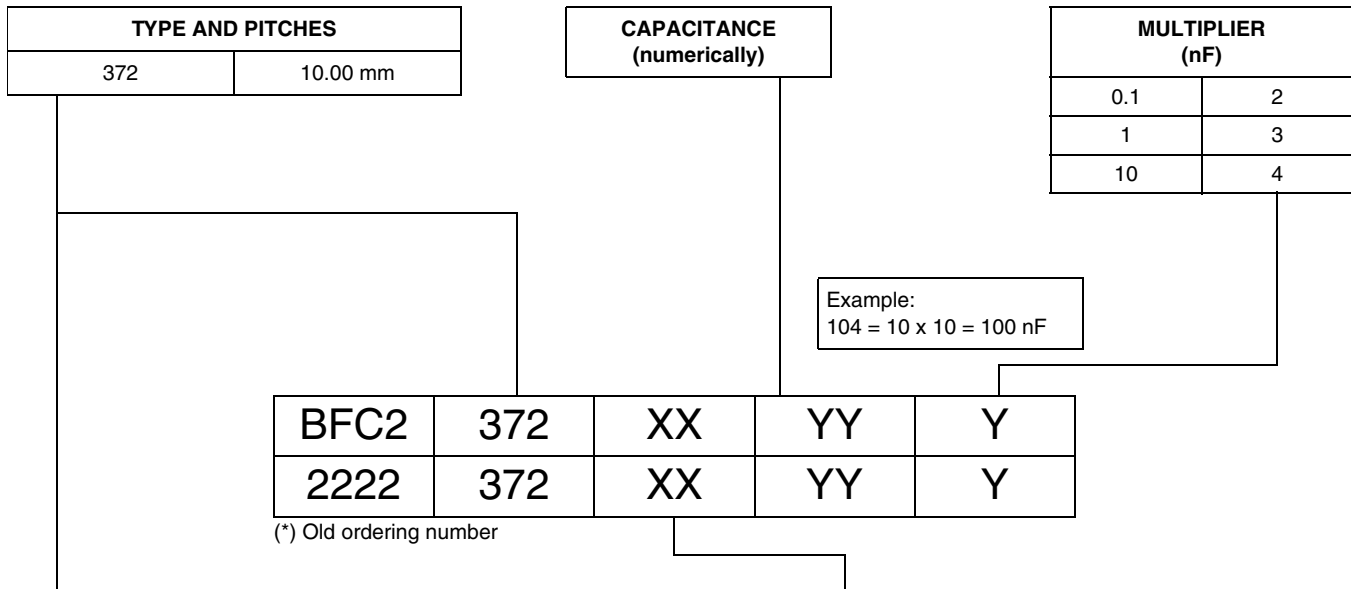
MKT 371, MKT 372, MKT 373



Vishay BCcomponents

DC Film Capacitor
MKT Radial Potted Type

COMPOSITION OF CATALOG NUMBER: 372



| TYPE | PACKAGING | LEAD CONFIGURATION | PREFERRED TYPES | | | | |
|------|------------------------------|--|-----------------|-------|-------|-------|-------|
| | | | C-TOL. | 100 V | 250 V | 400 V | 630 V |
| 372 | Loose in box | Lead length 4.0 + 1.0/- 0.5 mm | ± 10 % | 21 | 41 | 51 | 61 |
| | | | ± 5 % | 22 | 42 | 52 | 62 |
| | Taped on reel ⁽¹⁾ | H ⁽¹⁾ = 18.5 mm P ₀ = 12.7 mm | ± 10 % | 25 | 45 | 55 | 65 |
| | | | ± 5 % | 26 | 46 | 56 | 66 |
| | Ammopack ⁽¹⁾ | H ⁽¹⁾ = 18.5 mm P ₀ = 12.7 mm | ± 10 % | 28 | 48 | 58 | 68 |
| | | | ± 5 % | 29 | 49 | 59 | 69 |

Notes

⁽¹⁾ For detailed tape specifications refer to packaging information: www.vishay.com/doc?28139 or end of catalog

⁽²⁾ SPQ = Standard Packing Quantity

SPECIFIC REFERENCE DATA

| DESCRIPTION | VALUE | | | | | |
|---|-------------------------|--------------|--------------------------|---------------|--------------------------|--|
| Tangent of loss angle: C ≤ 0.1 μF 0.1 μF < C ≤ 0.68 μF | at 1 kHz | | at 10 kHz | | at 100 kHz | |
| | ≤ 75 × 10 ⁻⁴ | | ≤ 130 × 10 ⁻⁴ | | ≤ 250 × 10 ⁻⁴ | |
| | ≤ 75 × 10 ⁻⁴ | | ≤ 130 × 10 ⁻⁴ | | ≤ 250 × 10 ⁻⁴ | |
| Rated voltage pulse slope (dU/dt) _R at | 100 Vdc | 250 Vdc | 400 Vdc | 630 Vdc | | |
| | 34 V/μs | 50 V/μs | 80 V/μs | 120 V/μs | | |
| R between leads, for C ≤ 0.33 μF at 10 V; 1 min at 100 V; 1 min | > 15 000 MΩ | > 15 000 MΩ | > 30 000 MΩ | > 30 000 MΩ | | |
| RC between leads, for C > 0.33 μF at 100 V; 1 min | > 5000 s | | | | | |
| R between interconnecting leads and case (foil method) | > 30 000 MΩ | | | | | |
| Withstanding (DC) voltage (cut off current 10 mA); rise time 100 V/s | 160 V; 1 min | 400 V; 1 min | 640 V; 1 min | 1008 V; 1 min | | |
| Withstanding (DC) voltage between leads and case | 200 V; 1 min | 500 V; 1 min | 800 V; 1 min | 1260 V; 1 min | | |
| Maximum application temperature | 105 °C | | | | | |



$U_{Rdc} = 100\text{ V}$; $U_{Rac} = 63\text{ V}$

| C (μF) | DIMENSIONS w x h x l (mm) | MASS (g) ⁽¹⁾ | CATALOG NUMBER BFC2 372 XXYYY AND PACKAGING | | | | | | C-VALUE ..YYY |
|---|---------------------------------|----------------------------|---|-----------------------|--|-----------------------|--|-----------------------|---|
| | | | LOOSE IN BOX | | REEL | | AMMOPACK | | |
| | | | $l_t = 4.0 + 1.0/- 0.5\text{ mm}$ | | H = 18.5 mm; $P_0 = 12.7\text{ mm}$ | | H = 18.5 mm; $P_0 = 12.7\text{ mm}$ | | |
| | | | C-tol. = $\pm 10\%$ | C-tol. = $\pm 5\%$ | C-tol. = $\pm 10\%$ | C-tol. = $\pm 5\%$ | C-tol. = $\pm 10\%$ | C-tol. = $\pm 5\%$ | |
| | | | XX (SPQ) | XX (SPQ) | XX (SPQ) | XX (SPQ) | XX (SPQ) | XX (SPQ) | |
| Pitch = 10.0 \pm 0.4 mm; $d_t = 0.60 \pm 0.06\text{ mm}$ | | | | | | | | | |
| 0.1 0.12 0.15 0.18 0.22 0.27 0.33 | 4.0 x 10.0 x 12.5 | 0.65 | 21... (1000) | 22... (1000) | 25... (1400) | 26... (1400) | 28... (750) | 29... (750) | 104 124 154 184 224 274 334 |
| 0.39 0.47 | 5.0 x 11.0 x 12.5 | 0.87 | 21... (1000) | 22... (1000) | 25... (1100) | 26... (1100) | 28... (600) | 29... (600) | 394 474 |
| 0.56 0.68 | 6.0 x 12.0 x 12.5 | 1.15 | 21... (750) | 22... (750) | 25... (900) | 26... (900) | 28... (500) | 29... (500) | 564 684 |

Note

⁽¹⁾ Weight for short lead products only

$U_{Rdc} = 250\text{ V}$; $U_{Rac} = 160\text{ V}$

| C (μF) | DIMENSIONS w x h x l (mm) | MASS (g) ⁽¹⁾ | CATALOG NUMBER BFC2 372 XXYYY AND PACKAGING | | | | | | C-VALUE ..YYY |
|---|---------------------------------|----------------------------|---|-----------------------|--|-----------------------|--|-----------------------|---------------------------------|
| | | | LOOSE IN BOX | | REEL | | AMMOPACK | | |
| | | | $l_t = 4.0 + 1.0/- 0.5\text{ mm}$ | | H = 18.5 mm; $P_0 = 12.7\text{ mm}$ | | H = 18.5 mm; $P_0 = 12.7\text{ mm}$ | | |
| | | | C-tol. = $\pm 10\%$ | C-tol. = $\pm 5\%$ | C-tol. = $\pm 10\%$ | C-tol. = $\pm 5\%$ | C-tol. = $\pm 10\%$ | C-tol. = $\pm 5\%$ | |
| | | | XX (SPQ) | XX (SPQ) | XX (SPQ) | XX (SPQ) | XX (SPQ) | XX (SPQ) | |
| Pitch = 10.0 \pm 0.4 mm; $d_t = 0.60 \pm 0.06\text{ mm}$ | | | | | | | | | |
| 0.047 0.056 0.068 0.082 0.1 | 4.0 x 10.0 x 12.5 | 0.65 | 41... (1000) | 42... (1000) | 45... (1400) | 46... (1400) | 48... (750) | 49... (750) | 473 563 683 823 104 |
| 0.12 0.15 | 5.0 x 11.0 x 12.5 | 0.87 | 41... (1000) | 42... (1000) | 45... (1100) | 46... (1100) | 48... (600) | 49... (600) | 124 154 |
| 0.18 0.22 | 6.0 x 12.0 x 12.5 | 1.15 | 41... (750) | 42... (750) | 45... (900) | 46... (900) | 48... (500) | 49... (500) | 184 224 |

Note

⁽¹⁾ Weight for short lead products only

MKT 371, MKT 372, MKT 373



Vishay BCcomponents

DC Film Capacitor
MKT Radial Potted Type

$U_{Rdc} = 400\text{ V}$; $U_{Rac} = 220\text{ V}$

| C (μF) | DIMENSIONS w x h x l (mm) | MASS (g) ⁽¹⁾ | CATALOG NUMBER BFC2 372 XXYYY AND PACKAGING | | | | | | C-VALUE ..YYY |
|--|---------------------------------|----------------------------|---|-----------------------|--|-----------------------|--|-----------------------|---|
| | | | LOOSE IN BOX | | REEL | | AMMOPACK | | |
| | | | $l_t = 4.0 + 1.0/- 0.5\text{ mm}$ | | H = 18.5 mm; P ₀ = 12.7 mm | | H = 18.5 mm; P ₀ = 12.7 mm | | |
| | | | C-tol. = $\pm 10\%$ | C-tol. = $\pm 5\%$ | C-tol. = $\pm 10\%$ | C-tol. = $\pm 5\%$ | C-tol. = $\pm 10\%$ | C-tol. = $\pm 5\%$ | |
| XX (SPQ) | | XX (SPQ) | | XX (SPQ) | | XX (SPQ) | | XX (SPQ) | |
| Pitch = $10.0 \pm 0.4\text{ mm}$; $d_t = 0.60 \pm 0.06\text{ mm}$ | | | | | | | | | |
| 0.0047 0.0056 0.0068 0.0082 0.01 0.012 0.015 0.018 0.022 0.027 0.033 | 4.0 x 10.0 x 12.5 | 0.65 | 51... (1000) | 52... (1000) | 55... (1400) | 56... (1400) | 58... (750) | 59... (750) | 472 562 682 822 103 123 153 183 223 273 333 |
| 0.039 0.047 0.056 | 5.0 x 11.0 x 12.5 | 0.87 | 51... (1000) | 52... (1000) | 55... (1100) | 56... (1100) | 58... (600) | 59... (600) | 393 473 563 |
| 0.068 0.082 | 6.0 x 12.0 x 12.5 | 1.15 | 51... (750) | 52... (750) | 55... (900) | 56... (900) | 58... (500) | 59... (500) | 683 823 |

Note

⁽¹⁾ Weight for short lead products only

$U_{Rdc} = 630\text{ V}$; $U_{Rac} = 250\text{ V}$

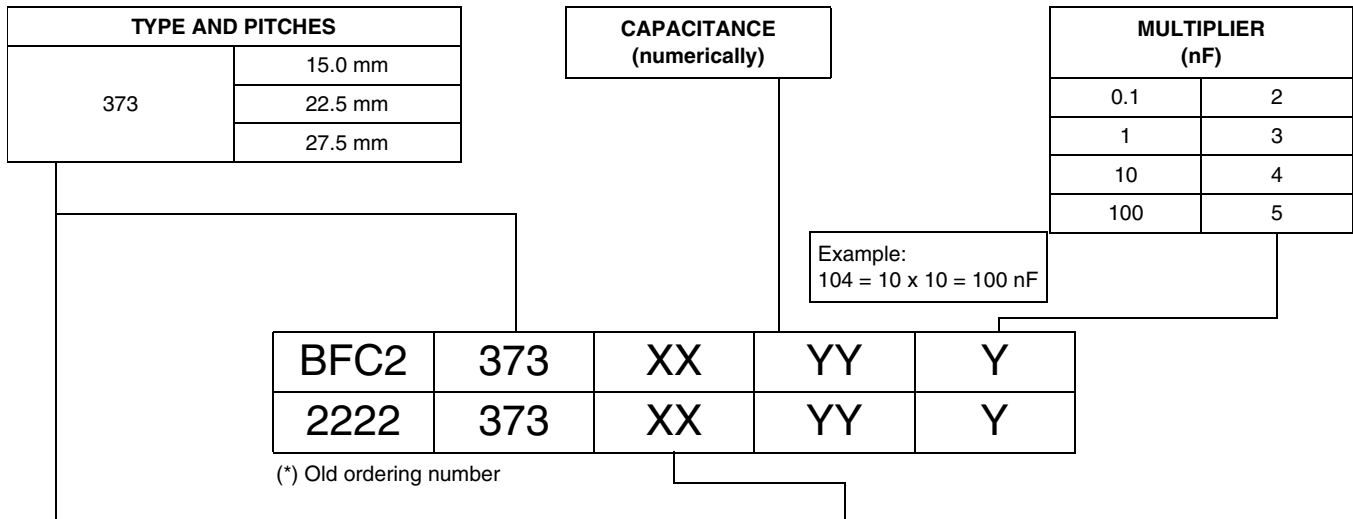
| C (μF) | DIMENSIONS w x h x l (mm) | MASS (g) ⁽¹⁾ | CATALOG NUMBER BFC2 372 XXYYY AND PACKAGING | | | | | | C-VALUE ..YYY |
|--|---------------------------------|----------------------------|---|-----------------------|--|-----------------------|--|-----------------------|---------------------------------|
| | | | LOOSE IN BOX | | REEL | | AMMOPACK | | |
| | | | $l_t = 4.0 + 1.0/- 0.5\text{ mm}$ | | H = 18.5 mm; P ₀ = 12.7 mm | | H = 18.5 mm; P ₀ = 12.7 mm | | |
| | | | C-tol. = $\pm 10\%$ | C-tol. = $\pm 5\%$ | C-tol. = $\pm 10\%$ | C-tol. = $\pm 5\%$ | C-tol. = $\pm 10\%$ | C-tol. = $\pm 5\%$ | |
| XX (SPQ) | | XX (SPQ) | | XX (SPQ) | | XX (SPQ) | | XX (SPQ) | |
| Pitch = $10.0 \pm 0.4\text{ mm}$; $d_t = 0.60 \pm 0.06\text{ mm}$ | | | | | | | | | |
| 0.01 0.012 0.015 0.018 0.022 | 4.0 x 10.0 x 12.5 | 0.65 | 61... (1000) | 62... (1000) | 65... (1400) | 66... (1400) | 68... (750) | 69... (750) | 103 123 153 183 223 |
| 0.027 0.033 | 5.0 x 11.0 x 12.5 | 0.87 | 61... (1000) | 62... (1000) | 65... (1100) | 66... (1100) | 68... (600) | 69... (600) | 273 333 |
| 0.039 0.047 | 6.0 x 12.0 x 12.5 | 1.15 | 61... (750) | 62... (750) | 65... (900) | 66... (900) | 68... (500) | 69... (500) | 393 473 |

Note

⁽¹⁾ Weight for short lead products only



COMPOSITION OF CATALOG NUMBER: 373



| TYPE | PACKAGING | LEAD CONFIGURATION | PREFERRED TYPES | | | | |
|-----------------|-------------------|---|-----------------|-------|-------|-------|-------|
| | | | C-TOL. | 100 V | 250 V | 400 V | 630 V |
| 373 compact | Loose in box | Lead length 5.0 ± 1.0 mm | ± 10 % | 23 | 43 | 53 | 63 |
| | | | ± 5 % | 24 | 44 | 54 | 64 |
| | Taped on reel (1) | H (1) = 18.5 mm P ₀ = 12.7 mm Reel diameter = 356 mm | ± 10 % | 27 | 47 | 57 | 67 |
| | | | ± 5 % | 28 | 48 | 58 | 68 |
| 373 standard | Loose in box | Lead length 5.0 ± 1.0 mm | ± 10 % | 21 | 41 | 51 | - |
| | | | ± 5 % | 22 | 42 | 52 | |
| | Taped on reel (1) | H (1) = 18.5 mm P ₀ = 12.7 mm Reel diameter = 356 mm | ± 10 % | 25 | 45 | 55 | |
| | | | ± 5 % | 26 | 46 | 56 | |

Notes

- (1) For detailed tape specifications refer to packaging information: www.vishay.com/doc?28139 or end of catalog
- (2) SPQ = Standard Packing Quantity

SPECIFIC REFERENCE DATA

| DESCRIPTION | VALUE | | | |
|--|-------------------------|--------------------------|--------------------------|---------------|
| | at 1 kHz | at 10 kHz | at 100 kHz | |
| Tangent of loss angle: | | | | |
| C ≤ 0.1 μF | ≤ 75 x 10 ⁻⁴ | ≤ 130 x 10 ⁻⁴ | ≤ 250 x 10 ⁻⁴ | |
| 0.1 μF < C ≤ 0.47 μF | ≤ 75 x 10 ⁻⁴ | ≤ 130 x 10 ⁻⁴ | ≤ 300 x 10 ⁻⁴ | |
| 0.47 μF < C ≤ 1.0 μF | ≤ 75 x 10 ⁻⁴ | ≤ 130 x 10 ⁻⁴ | - | |
| 1.0 μF < C ≤ 10 μF | ≤ 75 x 10 ⁻⁴ | ≤ 150 x 10 ⁻⁴ | - | |
| C > 10 μF | ≤ 75 x 10 ⁻⁴ | - | - | |
| Rated voltage pulse slope (dU/dt) _R at P = 15 mm P = 22.5 mm P = 27.5 mm | 63 Vdc | 100 Vdc | 250 Vdc | 400 Vdc |
| | 14 V/μs | 16 V/μs | 34 V/μs | 90 V/μs |
| | 5 V/μs | 7 V/μs | 14 V/μs | 35 V/μs |
| | 4 V/μs | 6 V/μs | 12 V/μs | 30 V/μs |
| R between leads, for C ≤ 0.33 μF at 100 V; 1 min at 500 V; 1 min | > 15 000 MΩ | > 15 000 MΩ | > 30 000 MΩ | > 30 000 MΩ |
| RC between leads, for C > 0.33 μF at 100 V; 1 min at 500 V; 1 min | > 5000 s | > 10 000 s | > 10 000 s | > 10 000 s |
| R between interconnecting leads and case (foil method) | > 30 000 MΩ | | | |
| Withstanding (DC) voltage (cut off current 10 mA); rise time 100 V/s | 160 V; 1 min | 400 V; 1 min | 640 V; 1 min | 1008 V; 1 min |
| Withstanding (DC) voltage between leads and case | 200 V; 1 min | 500 V; 1 min | 800 V; 1 min | 1260 V; 1 min |
| Maximum application temperature | 105 °C | | | |

MKT 371, MKT 372, MKT 373



Vishay BCcomponents

DC Film Capacitor
MKT Radial Potted Type

$U_{Rdc} = 100\text{ V}$; $U_{Rac} = 63\text{ V}$ (standard size)

| C (μF) | DIMENSIONS w x h x l (mm) | MASS (g) ⁽¹⁾ | CATALOG NUMBER BFC2 373 XXYYY AND PACKAGING | | | | C-VALUE ..YYY |
|--|---------------------------------|----------------------------|---|--------------------------------------|--|--------------------------------------|--|
| | | | LOOSE IN BOX | | REEL | | |
| | | | $l_t = 5.0 \pm 1.0\text{ mm}$ | | $H = 18.5\text{ mm}$; $P_0 = 12.7\text{ mm}$ | | |
| | | | C-tol. = $\pm 10\%$ XX (SPQ) | C-tol. = $\pm 5\%$ XX (SPQ) | C-tol. = $\pm 10\%$ XX (SPQ) | C-tol. = $\pm 5\%$ XX (SPQ) | |
| Pitch = $15.0 \pm 0.4\text{ mm}$; $d_t = 0.60 \pm 0.06\text{ mm}$ | | | | | | | |
| 0.33 0.39 0.47 0.56 0.68 0.82 1 1.2 1.5 1.8 | 5.0 x 11.0 x 17.5 | 1.1 | 23... (1000) | 24... (1000) | 27... (1100) | 28... (1100) | 334 394 474 564 684 824 105 125 155 185 |
| 2.2 | 6.0 x 12.0 x 17.5 | 1.5 | 23... (1000) | 24... (1000) | 27... (900) | 28... (900) | 225 |
| Pitch = $15.0 \pm 0.4\text{ mm}$; $d_t = 0.80 \pm 0.08\text{ mm}$ | | | | | | | |
| 2.7 3.3 | 7.0 x 13.5 x 17.5 | 2.0 | 23... (1000) | 24... (1000) | 27... (800) | 28... (800) | 275 335 |
| 3.9 4.7 | 8.5 x 15.0 x 17.5 | 2.7 | 23... (1000) | 24... (1000) | 27... (650) | 28... (650) | 395 475 |

Note

⁽¹⁾ Weight for short lead products only

$U_{Rdc} = 250\text{ V}$; $U_{Rac} = 160\text{ V}$ (compact size)

| C (μF) | DIMENSIONS w x h x l (mm) | MASS (g) ⁽¹⁾ | CATALOG NUMBER BFC2 373 XXYYY AND PACKAGING | | | | C-VALUE ..YYY |
|---|---------------------------------|----------------------------|---|--------------------------------------|--|--------------------------------------|---------------------------------|
| | | | LOOSE IN BOX | | REEL | | |
| | | | $l_t = 5.0 \pm 1.0\text{ mm}$ | | $H = 18.5\text{ mm}$; $P_0 = 12.7\text{ mm}$ | | |
| | | | C-tol. = $\pm 10\%$ XX (SPQ) | C-tol. = $\pm 5\%$ XX (SPQ) | C-tol. = $\pm 10\%$ XX (SPQ) | C-tol. = $\pm 5\%$ XX (SPQ) | |
| Pitch = $15.0 \pm 0.40\text{ mm}$; $d_t = 0.60 \pm 0.06\text{ mm}$ | | | | | | | |
| 0.15 0.18 0.22 0.27 0.32 | 5.0 x 11.0 x 17.5 | 1.1 | 43... (1000) | 44... (1000) | 47... (1100) | 48... (1100) | 154 184 224 274 334 |
| 0.39 0.47 | 6.0 x 12.0 x 17.5 | 1.5 | 43... (1000) | 44... (1000) | 47... (900) | 48... (900) | 394 474 |
| Pitch = $15.0 \pm 0.40\text{ mm}$; $d_t = 0.80 \pm 0.08\text{ mm}$ | | | | | | | |
| 0.56 0.68 | 7.0 x 13.5 x 17.5 | 2.0 | 43... (1000) | 44... (1000) | 47... (800) | 48... (800) | 564 684 |
| 0.82 1 | 8.5 x 15.0 x 17.5 | 2.7 | 43... (1000) | 44... (1000) | 47... (650) | 48... (650) | 824 105 |
| 1.2 | 10.0 x 16.5 x 17.5 | 3.5 | 43... (500) | 44... (500) | 47... (600) | 48... (600) | 125 |
| Pitch = $22.5 \pm 0.4\text{ mm}$; $d_t = 0.80 \pm 0.08\text{ mm}$ | | | | | | | |
| 1.5 1.8 | 8.5 x 18.0 x 26.0 | 4.5 | 43... (200) | 44... (200) | 47... (450) | 48... (450) | 155 185 |
| 2.2 2.7 | 10.0 x 19.5 x 26.0 | 5.7 | 43... (200) | 44... (200) | 47... (350) | 48... (350) | 225 275 |
| Pitch = $27.5 \pm 0.4\text{ mm}$; $d_t = 0.80 \pm 0.08\text{ mm}$ | | | | | | | |
| 3.3 | 11.0 x 21.0 x 31.0 | 8.2 | 43... (100) | 44... (100) | - | - | 335 |
| 3.9 4.7 | 13.0 x 23.0 x 31.0 | 10.2 | 43... (100) | 44... (100) | - | - | 395 475 |

Note

⁽¹⁾ Weight for short lead products only



$U_{Rdc} = 400\text{ V}$; $U_{Rac} = 220\text{ V}$ (compact size)

| C (μF) | DIMENSIONS w x h x l (mm) | MASS (g) ⁽¹⁾ | CATALOG NUMBER BFC2 373 XXYYY AND PACKAGING | | | | C-VALUE ..YYY |
|--|---------------------------------|----------------------------|---|-----------------------|--|-----------------------|---|
| | | | LOOSE IN BOX | | REEL | | |
| | | | $l_t = 5.0 \pm 1.0\text{ mm}$ | | H = 18.5 mm; P ₀ = 12.7 mm | | |
| | | | C-tol. = $\pm 10\%$ | C-tol. = $\pm 5\%$ | C-tol. = $\pm 10\%$ | C-tol. = $\pm 5\%$ | |
| | | | XX (SPQ) | XX (SPQ) | XX (SPQ) | XX (SPQ) | |
| Pitch = 15.0 ± 0.4 mm; d_t = 0.60 ± 0.06 mm | | | | | | | |
| 0.047 0.056 0.068 0.082 0.1 0.12 0.15 | 5.0 x 11.0 x 17.5 | 1.1 | 53... (1000) | 54... (1000) | 57... (1100) | 58... (1100) | 473 563 683 823 104 124 154 |
| 0.18 0.22 | 6.0 x 12.0 x 17.5 | 1.5 | 53... (1000) | 54... (1000) | 57... (900) | 58... (900) | 184 224 |
| Pitch = 15.0 ± 0.4 mm; d_t = 0.80 ± 0.08 mm | | | | | | | |
| 0.27 0.33 | 7.0 x 13.5 x 17.5 | 2.0 | 53... (1000) | 54... (1000) | 57... (800) | 58... (800) | 274 334 |
| 0.39 0.47 | 8.5 x 15.0 x 17.5 | 2.7 | 53... (1000) | 54... (1000) | 57... (650) | 58... (650) | 394 474 |
| 0.56 | 10.0 x 16.5 x 17.5 | 3.5 | 53... (500) | 54... (500) | 57... (600) | 58... (600) | 564 |
| Pitch = 22.5 ± 0.4 mm; d_t = 0.80 ± 0.08 mm | | | | | | | |
| 0.68 0.82 | 8.5 x 18.0 x 26.0 | 4.5 | 53... (200) | 54... (200) | 57... (450) | 58... (450) | 684 824 |
| 1 1.2 | 10.0 x 19.5 x 26.0 | 5.7 | 53... (200) | 54... (200) | 57... (350) | 58... (350) | 105 125 |
| Pitch = 27.5 ± 0.4 mm; d_t = 0.80 ± 0.08 mm | | | | | | | |
| 1.5 | 11.0 x 21.0 x 31.0 | 8.2 | 53... (100) | 54... (100) | - | - | 155 |
| 1.8 2.2 | 13.0 x 23.0 x 31.0 | 10.2 | 53... (100) | 54... (100) | - | - | 185 225 |

Note

⁽¹⁾ Weight for short lead products only

MKT 371, MKT 372, MKT 373



Vishay BCcomponents

DC Film Capacitor
MKT Radial Potted Type

$U_{Rdc} = 630\text{ V}$; $U_{Rac} = 250\text{ V}$ (compact size)

| C (μF) | DIMENSIONS w x h x l (mm) | MASS (g) ⁽¹⁾ | CATALOG NUMBER BFC2 373 XXYYY AND PACKAGING | | | | |
|--|---------------------------------|----------------------------|---|-----------------------|--|-----------------------|------------|
| | | | LOOSE IN BOX | | REEL | | C-VALUE |
| | | | $l_t = 5.0 \pm 1.0\text{ mm}$ | | H = 18.5 mm; P ₀ = 12.7 mm | | |
| | | | C-tol. = $\pm 10\%$ | C-tol. = $\pm 5\%$ | C-tol. = $\pm 10\%$ | C-tol. = $\pm 5\%$ | |
| | | | XX (SPQ) | XX (SPQ) | XX (SPQ) | XX (SPQ) | ..YYY |
| Pitch = 15.0 ± 0.4 mm; d_t = 0.60 ± 0.06 mm | | | | | | | |
| 0.047 0.056 | 5.0 x 11.0 x 17.5 | 1.1 | 63... (1000) | 64... (1000) | 67... (1100) | 68... (1100) | 473 563 |
| 0.068 0.082 | 6.0 x 12.0 x 17.5 | 1.5 | 63... (1000) | 64... (1000) | 67... (900) | 68... (900) | 683 823 |
| Pitch = 15.0 ± 0.4 mm; d_t = 0.80 ± 0.08 mm | | | | | | | |
| 0.1 0.12 | 7.0 x 13.5 x 17.5 | 2.0 | 63... (1000) | 64... (1000) | 67... (800) | 68... (800) | 104 124 |
| 0.15 0.18 | 8.5 x 15.0 x 17.5 | 2.7 | 63... (1000) | 64... (1000) | 67... (650) | 68... (650) | 154 184 |
| 0.22 | 10.0 x 16.5 x 17.5 | 3.5 | 63... (500) | 64... (500) | 67... (600) | 68... (600) | 224 |
| Pitch = 22.5 ± 0.4 mm; d_t = 0.80 ± 0.08 mm | | | | | | | |
| 0.27 0.33 | 8.5 x 18.0 x 26.0 | 4.5 | 63... (200) | 64... (200) | 67... (450) | 68... (450) | 274 334 |
| 0.39 0.47 | 10.0 x 19.5 x 26.0 | 5.7 | 63... (200) | 64... (200) | 67... (350) | 68... (350) | 394 474 |
| Pitch = 27.5 ± 0.4 mm; d_t = 0.80 ± 0.08 mm | | | | | | | |
| 0.56 | 11.0 x 21.0 x 31.0 | 8.2 | 63... (100) | 64... (100) | - | - | 564 |
| 0.68 0.82 | 13.0 x 23.0 x 31.0 | 10.2 | 63... (100) | 64... (100) | | | 684 824 |
| 1 | 15.0 x 25.0 x 31.0 | 13.4 | 63... (100) | 64... (100) | | | 105 |

Note

(1) Weight for short lead products only



U_{Rdc} = 100 V; U_{Rac} = 63 V (standard size)

| C (µF) | DIMENSIONS w x h x l (mm) | MASS (g) ⁽¹⁾ | CATALOG NUMBER BFC2 373 XXYYY AND PACKAGING | | | | | |
|--|---------------------------------|----------------------------|---|-------------------|-----------------|--|---------------------------------|---------|
| | | | LOOSE IN BOX | | | REEL | | C-VALUE |
| | | | l _t = 5.0 ± 1.0 mm | | | H = 18.5 mm; P ₀ = 12.7 mm | | |
| | | | C-tol. = ± 10 % | C-tol. = ± 5 % | SPQ | C-tol. = ± 10 % | C-tol. = ± 5 % | |
| XX (SPQ) | XX (SPQ) | XX (SPQ) | XX (SPQ) | XX (SPQ) | ..YYY | | | |
| Pitch = 15.0 ± 0.4 mm; d_t = 0.60 ± 0.06 mm | | | | | | | | |
| 0.33 0.39 0.47 0.56 0.68 | 5.0 x 11.0 x 17.5 | 1.1 | 21... (1000) | 22... (1000) | 25... (1100) | 26... (1100) | 334 394 474 565 684 | |
| 0.82 1 | 6.0 x 12.0 x 17.5 | 1.5 | 21... (1000) | 22... (1000) | 25... (900) | 26... (900) | 824 105 | |
| Pitch = 15.0 ± 0.4 mm; d_t = 0.80 ± 0.08 mm | | | | | | | | |
| 1.2 1.5 | 7.0 x 13.5 x 17.5 | 2.0 | 21... (1000) | 22... (1000) | 25... (800) | 26... (800) | 125 155 | |
| 1.8 2.2 | 8.5 x 15.0 x 17.5 | 2.7 | 21... (1000) | 22... (1000) | 25... (650) | 26... (650) | 185 225 | |
| Pitch = 22.5 ± 0.4 mm; d_t = 0.80 ± 0.08 mm | | | | | | | | |
| 2.7 3.3 | 8.5 x 18.0 x 26.0 | 4.5 | 21... (200) | 22... (200) | 25... (450) | 26... (450) | 275 335 | |
| 3.9 4.7 | 10.0 x 19.5 x 26.0 | 5.7 | 21... (200) | 22... (200) | 25... (350) | 26... (350) | 395 475 | |
| Pitch = 27.5 ± 0.4 mm; d_t = 0.80 ± 0.08 mm | | | | | | | | |
| 5.6 6.8 | 11.0 x 21.0 x 31.0 | 8.2 | 21... (100) | 22... (100) | - | - | 565 685 | |
| 8.2 10 | 13.0 x 23.0 x 31.0 | 10.2 | 21... (100) | 22... (100) | - | - | 825 106 | |
| 12 15 | 15.0 x 25.0 x 31.0 | 18.4 | 21... (100) | 22... (100) | - | - | 126 156 | |

Note

⁽¹⁾ Weight for short lead products only

Available on request

| C (µF) | DIMENSIONS w x h x l (mm) | MASS (g) ⁽¹⁾ | CATALOG NUMBER BFC2 373 XXYYY AND PACKAGING | | | | | |
|--|---------------------------------|----------------------------|---|-------------------|-----|--------------------|-------------------|-----|
| | | | LOOSE IN BOX | | | REEL | | |
| | | | l _t = 5.0 ± 1.0 mm | | | H = 18.5 mm | | |
| | | | C-tol. = ± 10 % | C-tol. = ± 5 % | SPQ | C-tol. = ± 10 % | C-tol. = ± 5 % | SPQ |
| Pitch = 22.5 ± 0.4 mm; d_t = 0.80 ± 0.08 mm | | | | | | | | |
| 1.5 | 6.0 x 15.5 x 26.0 | 2.7 | 90012 | 90013 | 300 | 90018 | 90019 | 600 |
| 1.8 2.2 | 7.0 x 16.5 x 26.0 | 3.3 | 90022 90002 | 90023 90003 | 200 | 90028 90008 | 90029 90009 | 550 |
| Pitch = 27.5 ± 0.4 mm; d_t = 0.80 ± 0.08 mm | | | | | | | | |
| 4.7 | 9.0 x 19.0 x 31.0 | 6.1 | 90032 | 90033 | 100 | - | | |

Note

⁽¹⁾ Weight for short lead products only

MKT 371, MKT 372, MKT 373



Vishay BCcomponents

DC Film Capacitor
MKT Radial Potted Type

$U_{Rdc} = 250\text{ V}$; $U_{Rac} = 160\text{ V}$ (standard size)

| C (μF) | DIMENSIONS w x h x l (mm) | MASS (g) ⁽¹⁾ | CATALOG NUMBER BFC2 373 XXYYY AND PACKAGING | | | | | |
|--|---------------------------------|----------------------------|---|-----------------------|-----------------|--|--------------------------|---------|
| | | | LOOSE IN BOX | | | REEL | | C-VALUE |
| | | | $l_t = 5.0 \pm 1.0\text{ mm}$ | | | $H = 18.5\text{ mm}$; $P_0 = 12.7\text{ mm}$ | | |
| | | | C-tol. = $\pm 10\%$ | C-tol. = $\pm 5\%$ | SPQ | C-tol. = $\pm 10\%$ | C-tol. = $\pm 5\%$ | |
| XX (SPQ) | XX (SPQ) | XX (SPQ) | XX (SPQ) | XX (SPQ) | ..YYY | | | |
| Pitch = $15.0 \pm 0.4\text{ mm}$; $d_t = 0.60 \pm 0.06\text{ mm}$ | | | | | | | | |
| 0.15 0.18 0.22 | 5.0 x 11.0 x 17.5 | 1.1 | 41... (1000) | 42... (1000) | 45... (1100) | 46... (1100) | 154 184 224 | |
| 0.27 0.33 0.39 0.47 | 6.0 x 12.0 x 17.5 | 1.5 | 41... (1000) | 42... (1000) | 45... (900) | 46... (900) | 274 334 394 474 | |
| Pitch = $15.0 \pm 0.4\text{ mm}$; $d_t = 0.80 \pm 0.08\text{ mm}$ | | | | | | | | |
| 0.56 0.68 | 7.0 x 13.5 x 17.5 | 2.0 | 41... (1000) | 42... (1000) | 45... (800) | 46... (800) | 564 684 | |
| 0.82 1 | 8.5 x 15.0 x 17.5 | 2.7 | 41... (1000) | 42... (1000) | 45... (650) | 46... (650) | 824 105 | |
| Pitch = $22.5 \pm 0.4\text{ mm}$; $d_t = 0.80 \pm 0.08\text{ mm}$ | | | | | | | | |
| 1.2 1.5 | 8.5 x 18.0 x 26.0 | 4.5 | 41... (200) | 42... (200) | 45... (450) | 46... (450) | 125 155 | |
| 1.8 2.2 | 10.0 x 19.5 x 26.0 | 5.7 | 41... (200) | 42... (200) | 45... (350) | 46... (350) | 185 225 | |
| Pitch = $27.5 \pm 0.4\text{ mm}$; $d_t = 0.80 \pm 0.08\text{ mm}$ | | | | | | | | |
| 2.7 3.3 | 13.0 x 23.0 x 31.0 | 10.2 | 41... (100) | 42... (100) | - | - | 275 335 | |
| 3.9 4.7 | 15.0 x 28.0 x 31.0 | 13.4 | 41... (100) | 42... (100) | - | - | 395 475 | |

Note

⁽¹⁾ Weight for short lead products only

Available on request

| C (μF) | DIMENSIONS w x h x l (mm) | MASS (g) ⁽¹⁾ | CATALOG NUMBER BFC2 373 XXYYY AND PACKAGING | | | | | |
|--|---------------------------------|----------------------------|---|-------------------------|-----|-------------------------|-------------------------|-----|
| | | | LOOSE IN BOX | | | REEL | | |
| | | | $l_t = 5.0 \pm 1.0\text{ mm}$ | | | $H = 18.5\text{ mm}$ | | |
| | | | C-tol. = $\pm 10\%$ | C-tol. = $\pm 5\%$ | SPQ | C-tol. = $\pm 10\%$ | C-tol. = $\pm 5\%$ | SPQ |
| Pitch = $22.5 \pm 0.4\text{ mm}$; $d_t = 0.80 \pm 0.08\text{ mm}$ | | | | | | | | |
| 0.47 0.56 0.67 | 6.0 x 15.5 x 26.0 | 2.7 | 90042 90052 90062 | 90046 90053 90063 | 300 | 90048 90058 90068 | 90049 90059 90069 | 600 |
| 0.85 1 | 7.0 x 16.5 x 26.0 | 3.3 | 90072 90082 | 90073 90083 | 200 | 90078 90088 | 90079 90089 | 550 |
| Pitch = $27.5 \pm 0.4\text{ mm}$; $d_t = 0.80 \pm 0.08\text{ mm}$ | | | | | | | | |
| 1.2 1.5 | 9.0 x 19.0 x 31.0 | 6.1 | 90172 90092 | 90173 90093 | 100 | - | - | - |
| 1.8 2.2 | 9.0 x 21.0 x 31.0 | 8.2 | 90102 90112 | 90103 90113 | 100 | - | - | - |

Note

⁽¹⁾ Weight for short lead products only



$U_{Rdc} = 400\text{ V}$; $U_{Rac} = 220\text{ V}$ (standard size)

| C (μF) | DIMENSIONS w x h x l (mm) | MASS (g) ⁽¹⁾ | CATALOG NUMBER BFC2 373 XXYYY AND PACKAGING | | | | | C-VALUE |
|--|---------------------------------|----------------------------|---|-----------------------|--|--|-----------------------|---------------------------------|
| | | | LOOSE IN BOX | | | REEL | | |
| | | | $l_t = 5.0 \pm 1.0\text{ mm}$ | | | $H = 18.5\text{ mm}$; $P_0 = 12.7\text{ mm}$ | | |
| | | | C-tol. = $\pm 10\%$ | C-tol. = $\pm 5\%$ | | C-tol. = $\pm 10\%$ | C-tol. = $\pm 5\%$ | |
| | | | XX (SPQ) | XX (SPQ) | | XX (SPQ) | XX (SPQ) | |
| Pitch = $15.0 \pm 0.4\text{ mm}$; $d_t = 0.60 \pm 0.06\text{ mm}$ | | | | | | | | |
| 0.047 0.056 0.068 0.082 0.1 | 5.0 x 11.0 x 17.5 | 1.1 | 51... (1000) | 52... (1000) | | 55... (1100) | 56... (1100) | 473 563 683 823 104 |
| 0.12 0.15 | 6.0 x 12.0 x 17.5 | 1.5 | 51... (1000) | 52... (1000) | | 55... (900) | 56... (900) | 124 154 |
| Pitch = $15.0 \pm 0.4\text{ mm}$; $d_t = 0.80 \pm 0.08\text{ mm}$ | | | | | | | | |
| 0.18 0.22 | 7.0 x 13.5 x 17.5 | 2.0 | 51... (1000) | 52... (1000) | | 55... (800) | 56... (800) | 184 224 |
| 0.27 0.33 | 8.5 x 15.0 x 17.5 | 2.7 | 51... (1000) | 52... (1000) | | 55... (650) | 56... (650) | 274 334 |
| Pitch = $22.5 \pm 0.4\text{ mm}$; $d_t = 0.80 \pm 0.08\text{ mm}$ | | | | | | | | |
| 0.39 0.47 | 8.5 x 18.0 x 26.0 | 4.5 | 51... (200) | 52... (200) | | 55... (450) | 56... (450) | 394 474 |
| 0.56 0.68 | 10.0 x 19.5 x 26.0 | 5.7 | 51... (200) | 52... (200) | | 55... (350) | 56... (350) | 564 684 |
| Pitch = $27.5 \pm 0.4\text{ mm}$; $d_t = 0.80 \pm 0.08\text{ mm}$ | | | | | | | | |
| 0.82 1 | 13.0 x 23.0 x 31.0 | 10.2 | 51... (100) | 52... (100) | | | | 824 105 |
| 1.2 1.5 | 15.0 x 28.0 x 31.0 | 13.4 | 51... (100) | 52... (100) | | | | 125 155 |

Note

⁽¹⁾ Weight for short lead products only

Available on request

| C (μF) | DIMENSIONS w x h x l (mm) | MASS (g) ⁽¹⁾ | CATALOG NUMBER BFC2 373 XXYYY AND PACKAGING | | | | | |
|--|---------------------------------|----------------------------|---|-----------------------|-----|------------------------|-----------------------|-----|
| | | | LOOSE IN BOX | | | REEL | | |
| | | | $l_t = 5.0 \pm 1.0\text{ mm}$ | | | $H = 18.5\text{ mm}$ | | |
| | | | C-tol. = $\pm 10\%$ | C-tol. = $\pm 5\%$ | SPQ | C-tol. = $\pm 10\%$ | C-tol. = $\pm 5\%$ | SPQ |
| | | | | | | | | |
| Pitch = $22.5 \pm 0.4\text{ mm}$; $d_t = 0.80 \pm 0.08\text{ mm}$ | | | | | | | | |
| 0.22 | 6.0 x 15.5 x 26.0 | 2.7 | 90122 | 90123 | 300 | 90128 | 90129 | 600 |
| 0.27 0.33 | 7.0 x 16.5 x 26.0 | 3.3 | 90132 90142 | 90133 90143 | 200 | 90138 90148 | 90139 90149 | 550 |
| Pitch = $27.5 \pm 0.4\text{ mm}$; $d_t = 0.80 \pm 0.08\text{ mm}$ | | | | | | | | |
| 0.68 | 9.0 x 19.0 x 31.0 | 6.1 | 90152 | 90153 | 100 | | | - |

Note

⁽¹⁾ Weight for short lead products only

MOUNTING

Normal Use

The capacitors are designed for mounting on printed-circuit boards. The capacitors packed in bandoliers are designed for mounting in printed-circuit boards by means of automatic insertion machines.

For detailed tape specifications refer to packaging information: www.vishay.com/doc?28139 or end of catalog.

Specific Method of Mounting to Withstand Vibration and Shock

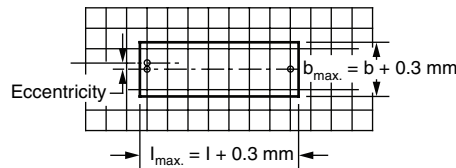
In order to withstand vibration and shock tests, it must be ensured that stand-off pips are in good contact with the printed-circuit board.

- For $L \leq 15$ mm capacitors shall be mechanically fixed by the leads
- For larger pitches the capacitors shall be mounted in the same way and the body clamped

Space Requirements On Printed-Circuit Board

The maximum length and width of film capacitors is shown in the drawing:

- Eccentricity as in drawing. The maximum eccentricity is smaller than or equal to the lead diameter of the product concerned.
- Product height with seating plane as given by "IEC 60717" as reference: $h_{\max.} \leq h + 0.3$ mm



Storage Temperature

- Storage temperature: $T_{\text{stg}} = -25$ °C to $+40$ °C with RH maximum 80 % without condensation

Ratings and Characteristics Reference Conditions

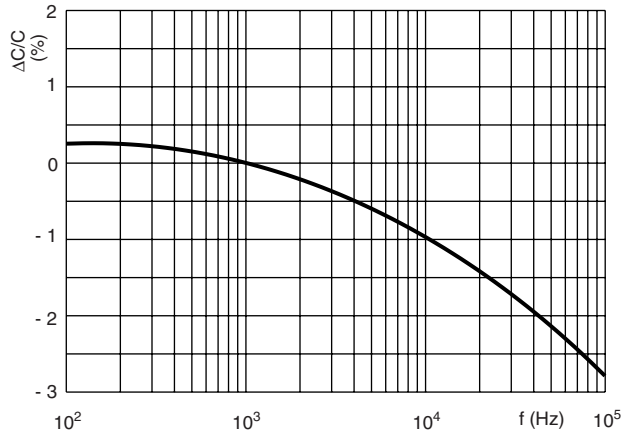
Unless otherwise specified, all electrical values apply to an ambient free air temperature of 23 ± 1 °C, an atmospheric pressure of 86 kPa to 106 kPa and a relative humidity of 50 ± 2 %.

For reference testing, a conditioning period shall be applied over 96 ± 4 h by heating the products in a circulating air oven at the rated temperature and a relative humidity not exceeding 20 %.

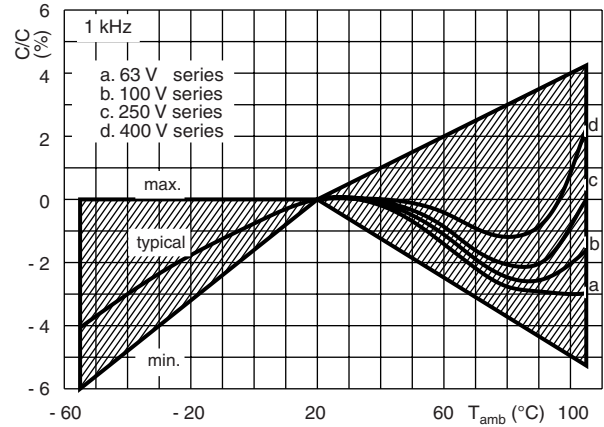


CHARACTERISTICS

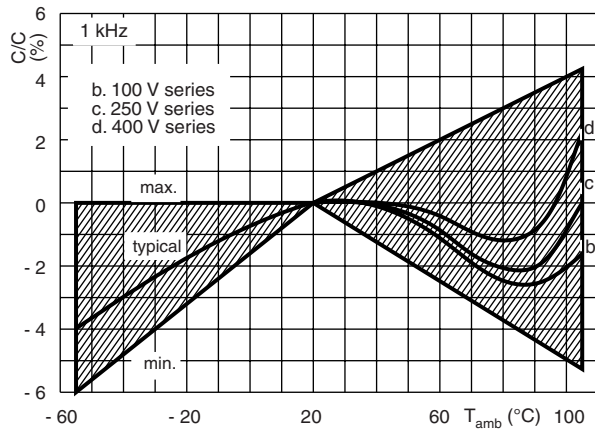
371, 372, 373 - Capacitance as a function of frequency



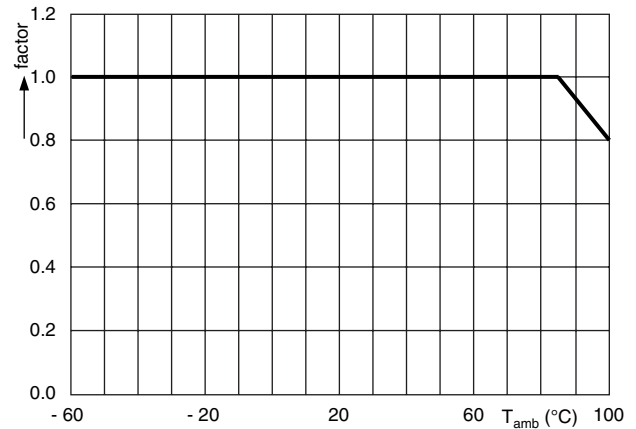
371 - Capacitance as a function of ambient temperature



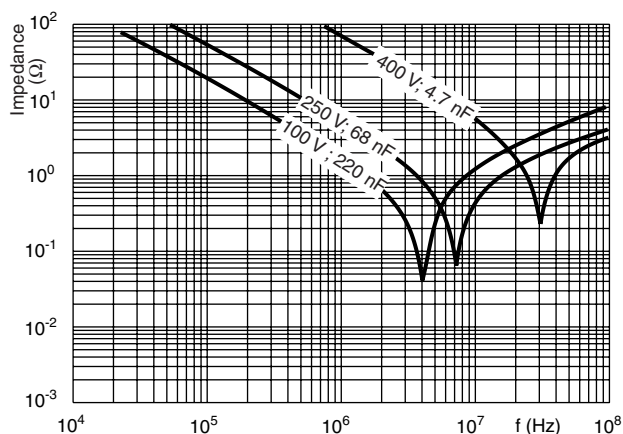
372, 373 - Capacitance as a function of ambient temperature



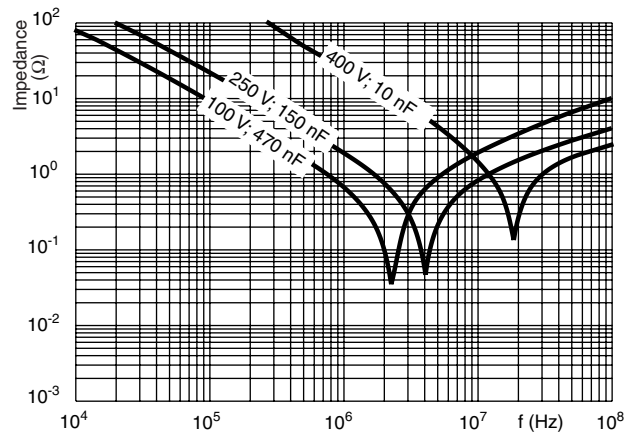
371, 372, 373 - Max. DC and AC Voltage as a function of temperature



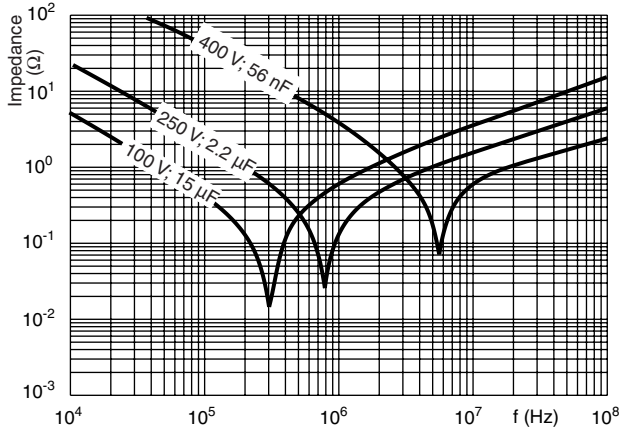
371 - Impedance as a function of frequency



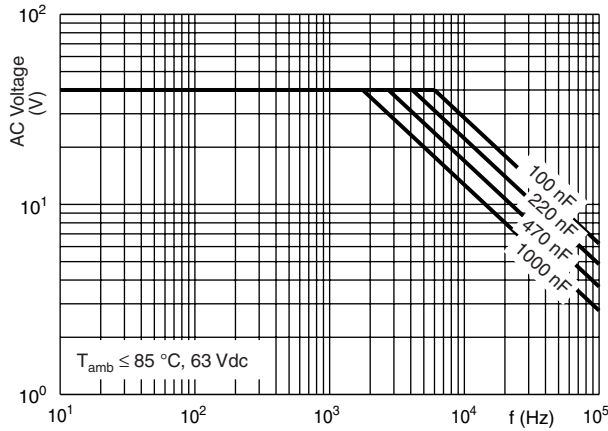
372 - Impedance as a function of frequency



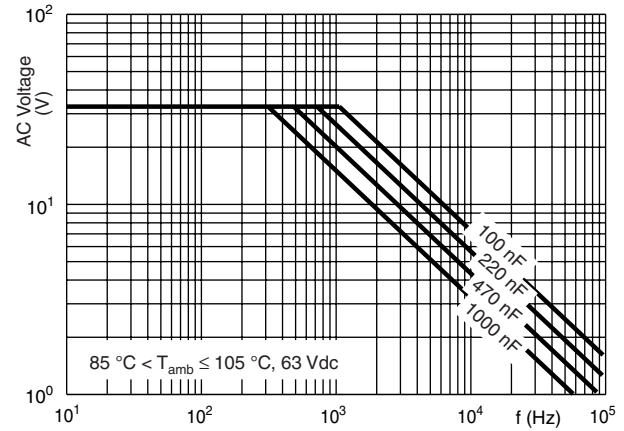
373 - Impedance as a function of frequency



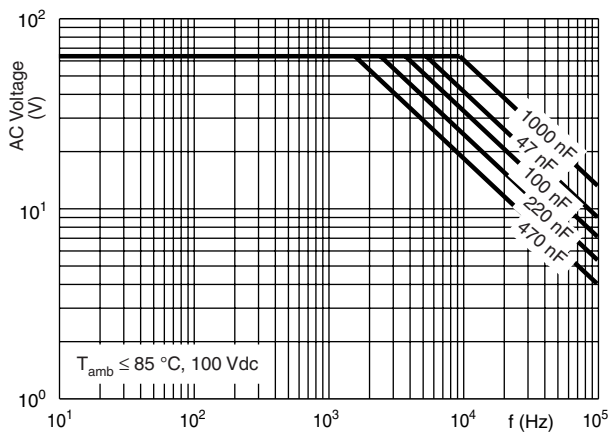
371 - Max. AC voltage as a function of temperature



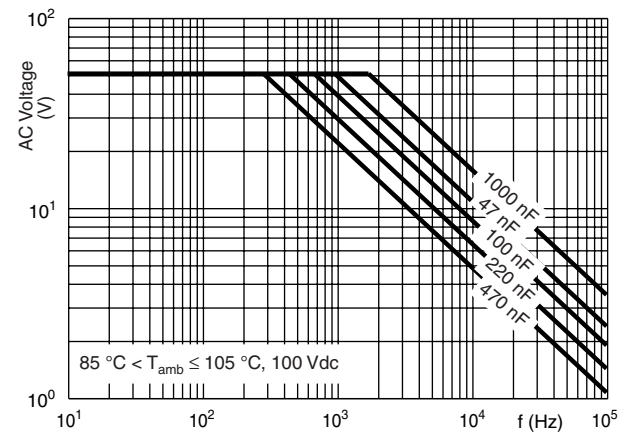
371 - Max. AC voltage as a function of frequency



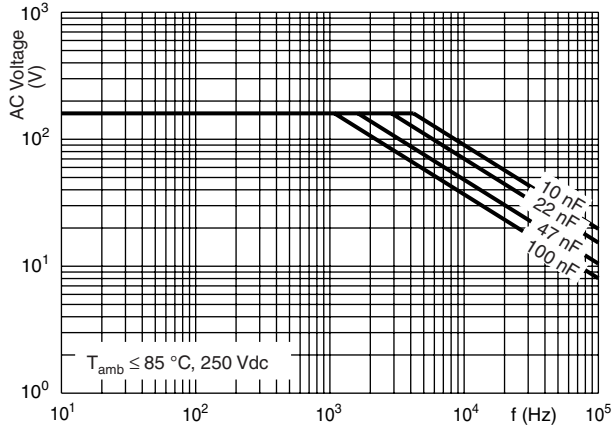
371 - Max. AC voltage as a function of frequency



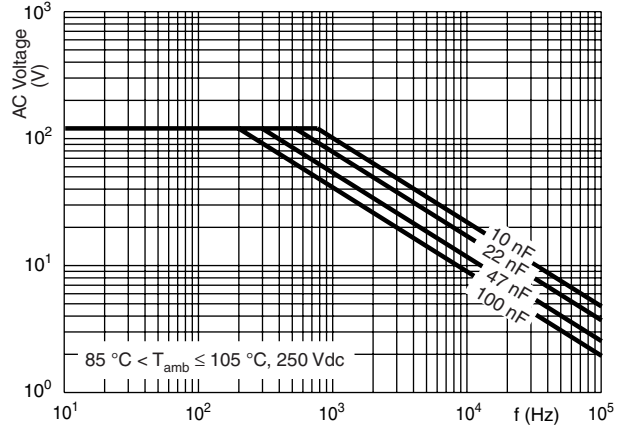
371 - Max. AC voltage as a function of frequency



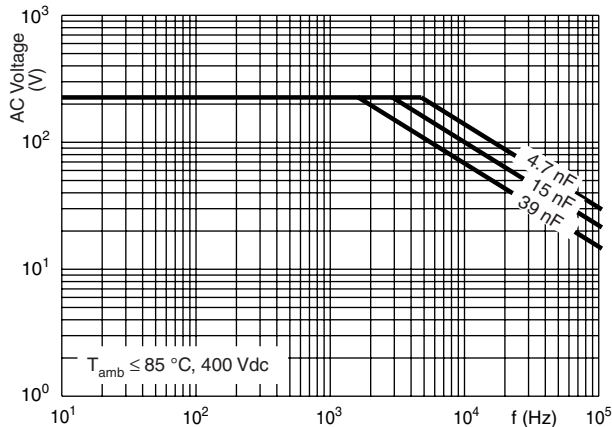
371 - Max. AC voltage as a function of frequency



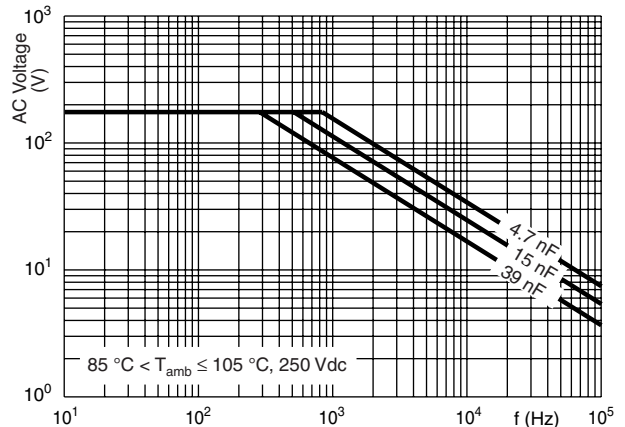
371 - Max. AC voltage as a function of frequency



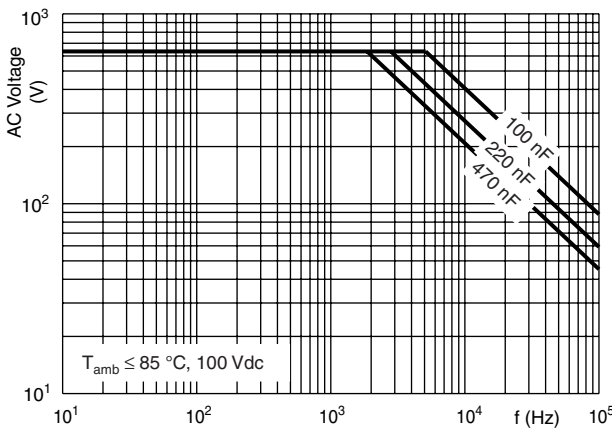
371 - Max. AC voltage as a function of frequency



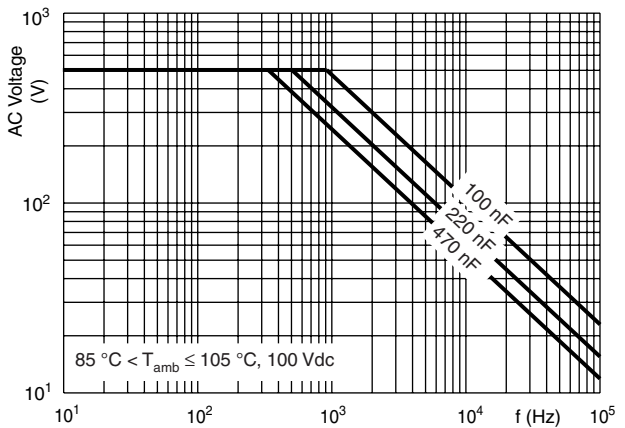
371 - Max. AC voltage as a function of frequency



372 - Max. AC voltage as a function of temperature

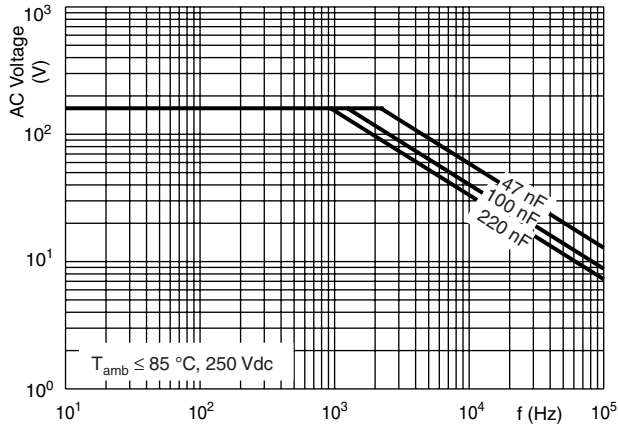


373 - Max. AC voltage as a function of temperature

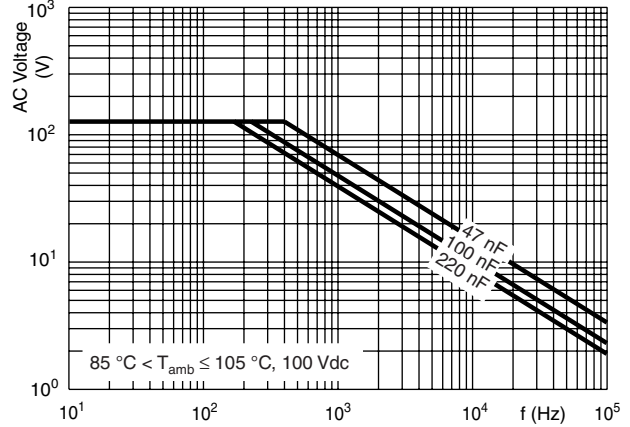




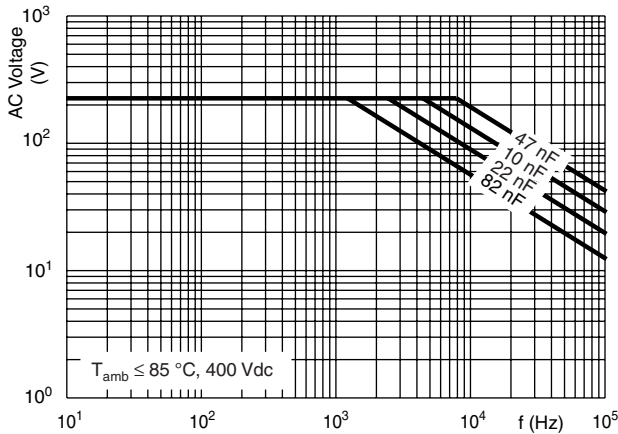
374 - Max. AC voltage as a function of frequency



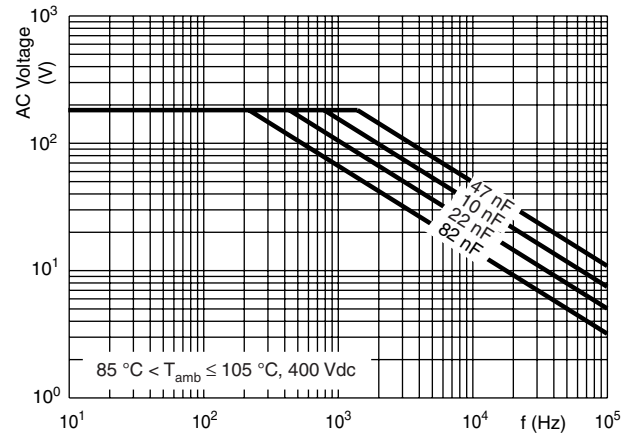
375 - Max. AC voltage as a function of frequency



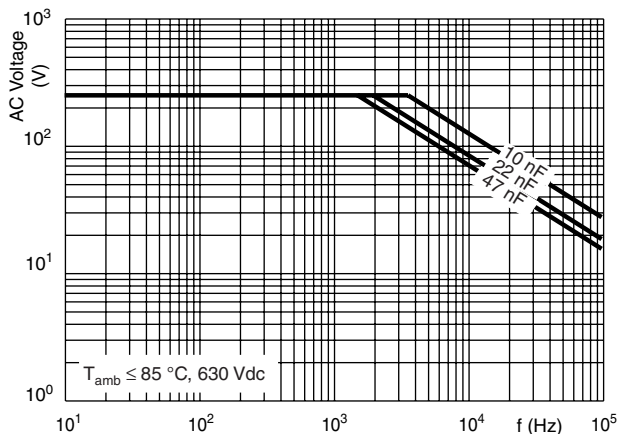
376 - Max. AC voltage as a function of frequency



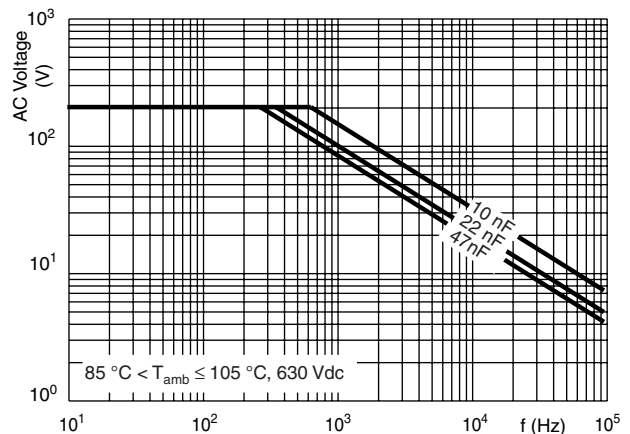
377 - Max. AC voltage as a function of frequency



378 - Max. AC voltage as a function of frequency

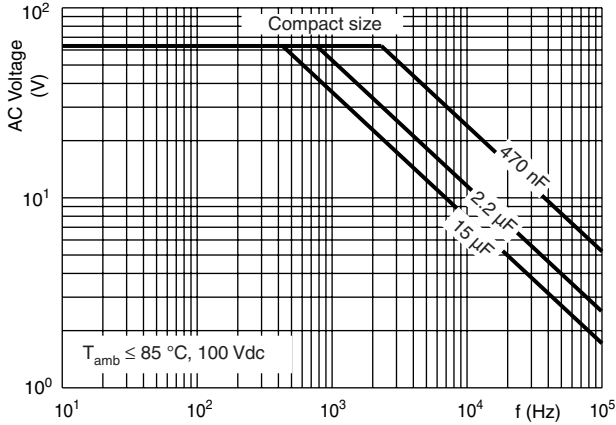


379 - Max. AC voltage as a function of frequency

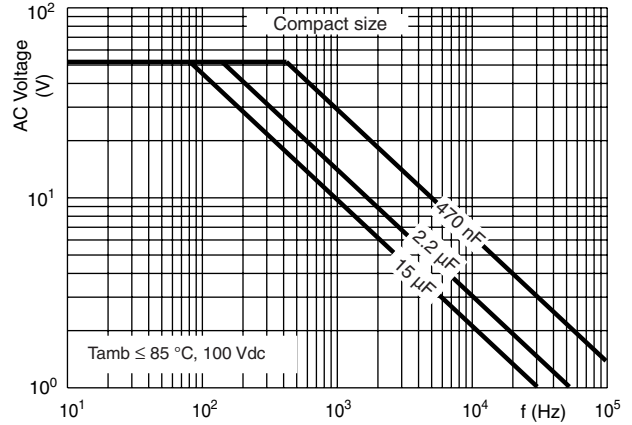




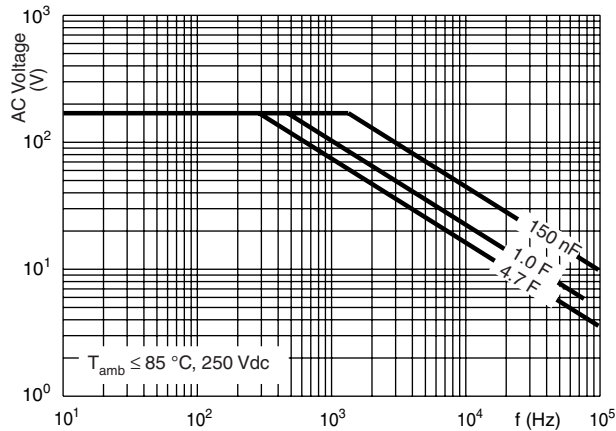
373 - Max. AC voltage as a function of temperature



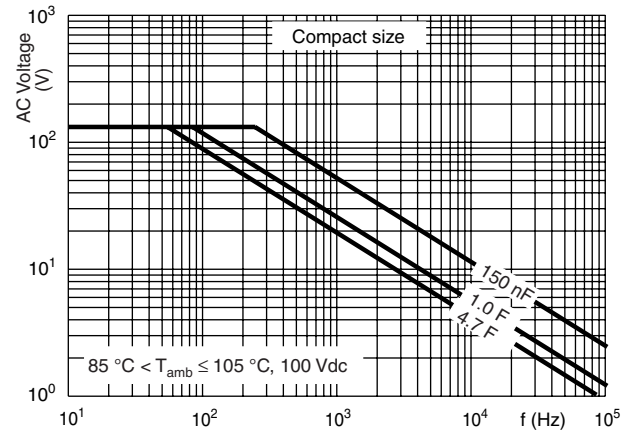
373 - Max. AC voltage as a function of frequency



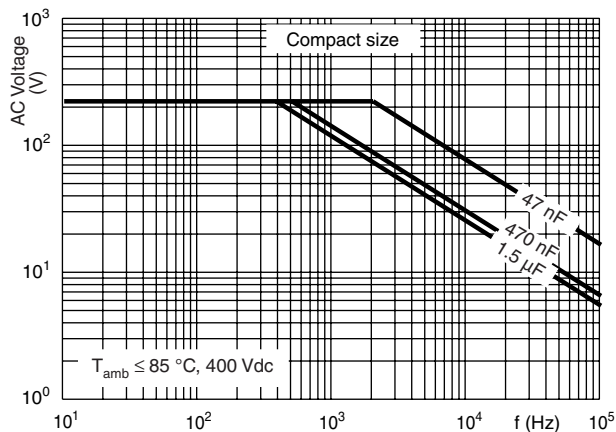
373 - Max. AC voltage as a function of frequency



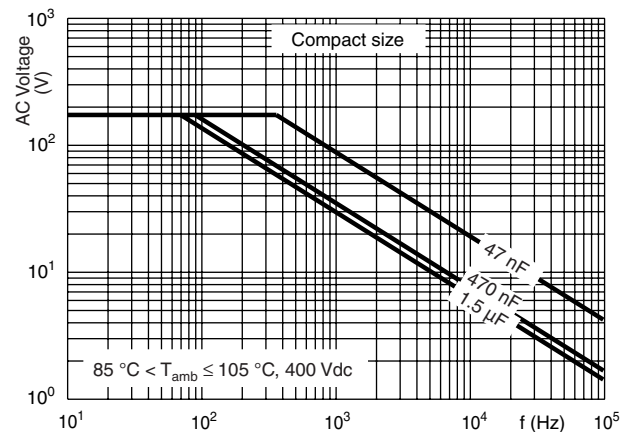
373 - Max. AC voltage as a function of frequency



373 - Max. AC voltage as a function of frequency

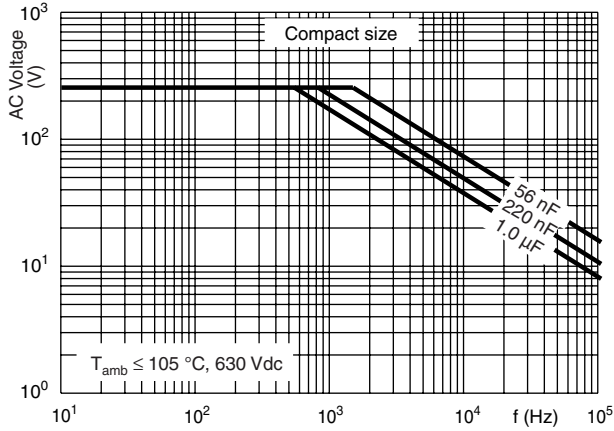


373 - Max. AC voltage as a function of frequency

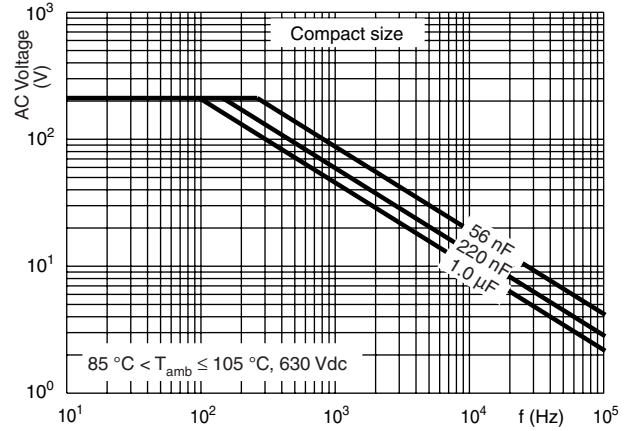




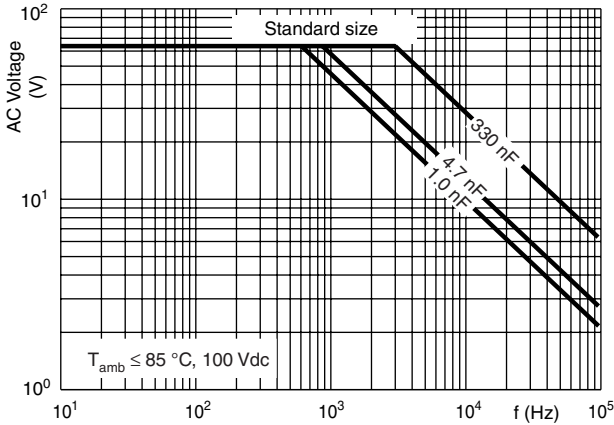
373 - Max. AC voltage as a function of frequency



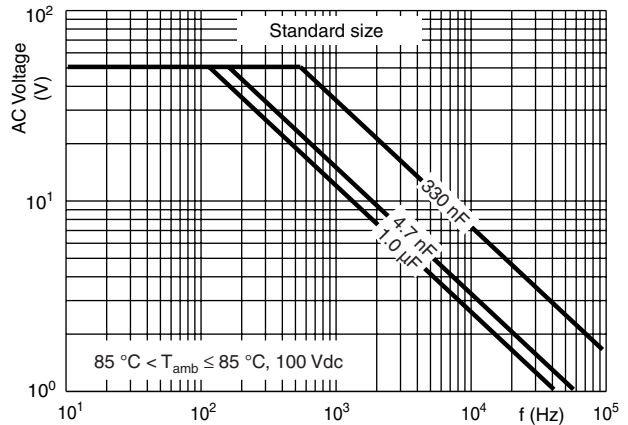
373 - Max. AC voltage as a function of frequency



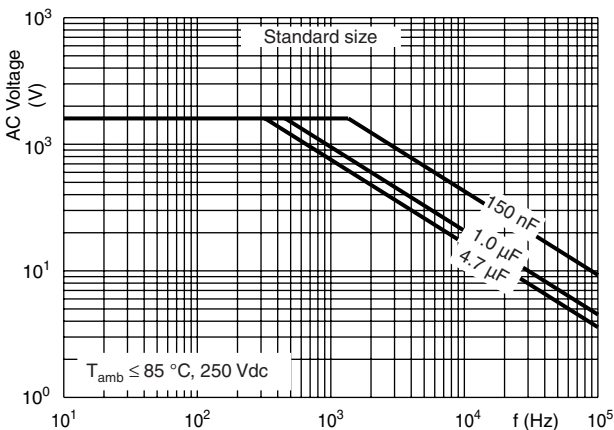
373 - Max. AC voltage as a function of frequency



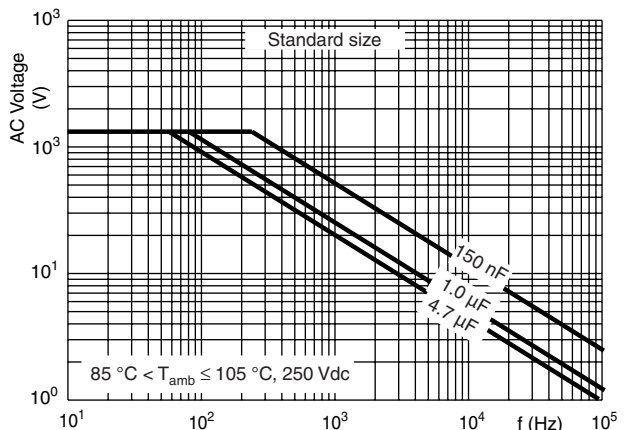
373 - Max. AC voltage as a function of frequency



373 - Max. AC voltage as a function of frequency

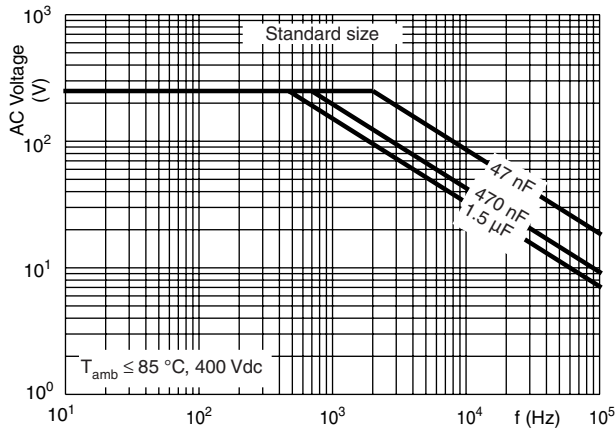


373 - Max. AC voltage as a function of frequency

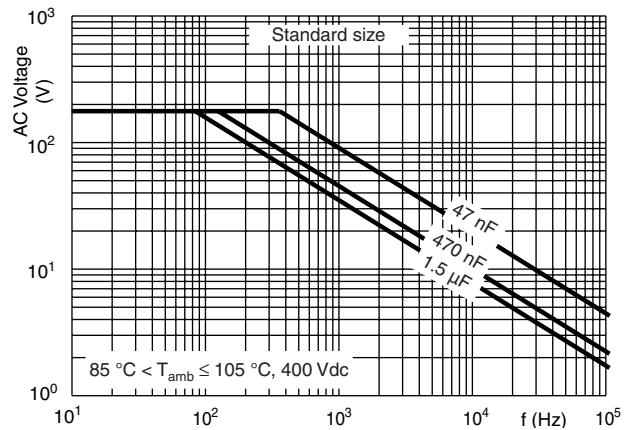




373 - Max. AC voltage as a function of frequency



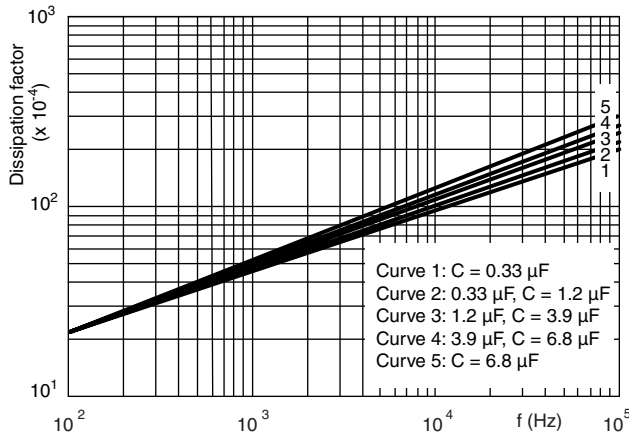
373 - Max. AC voltage as a function of frequency



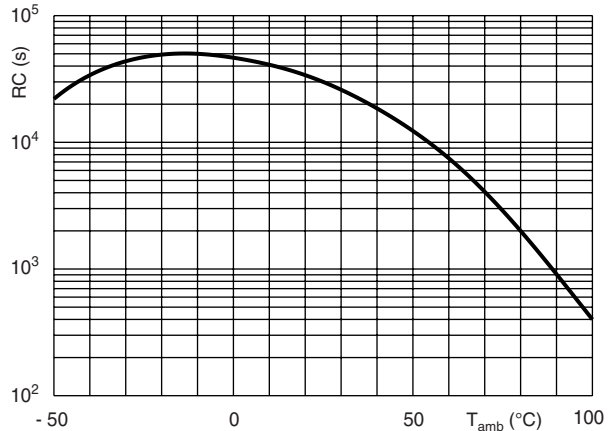
Maximum RMS current (sinewave) as a function of frequency

U_{ac} is the maximum AC voltage depending on the ambient temperature in the curves "Max. RMS voltage and AC current as a function of frequency".

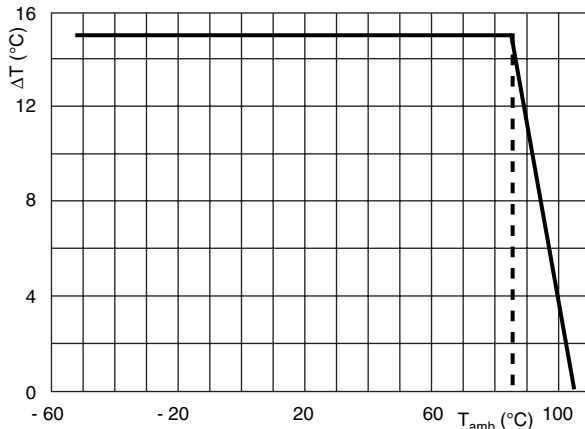
371, 372, 373 - Tangent of loss angle as a function of frequency



371, 372, 373 - Insulation resistance as a function of the ambient temperature (typical curve)



Maximum allowed component temperature rise (DT) as a function of the ambient temperature T_{amb} (°C)



HEAT CONDUCTIVITY (G) AS A FUNCTION OF (ORIGINAL) PITCH AND CAPACITOR BODY THICKNESS IN mW/°C

| W _{max.} (mm) | HEAT CONDUCTIVITY (mW/°C) | | | | |
|---------------------------|---------------------------|---------------|---------------|---------------|---------------|
| | PITCH 7.62 mm | PITCH 10.0 mm | PITCH 15.0 mm | PITCH 22.5 mm | PITCH 27.5 mm |
| 2.5 | 3 | - | - | - | - |
| 3.0 | 4 | - | - | - | - |
| 3.5 | - | - | - | - | - |
| 4.0 | 5 | 6.0 | - | - | - |
| 4.5 | - | - | - | - | - |
| 5.0 | 6 | 7.5 | 10 | - | - |
| 6.0 | 7 | 9.0 | 11 | 19 | - |
| 7.0 | - | - | 12 | 21 | - |
| 8.5 | - | - | 16 | 25 | - |
| 10.0 | - | - | 18 | 28 | - |
| 11.0 | - | - | - | - | 36 |
| 13.0 | - | - | - | - | 42 |
| 15.0 | - | - | - | - | 48 |
| 18.0 | - | - | - | - | 57 |

POWER DISSIPATION AND MAXIMUM COMPONENT TEMPERATURE RISE

The power dissipation must be limited in order not to exceed the maximum allowed component temperature rise as a function of the free ambient temperature.

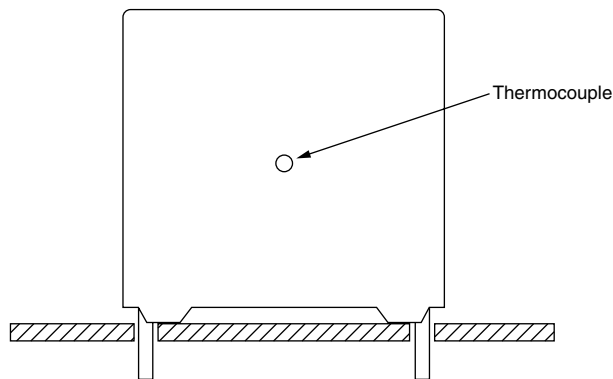
The power dissipation can be calculated according type detail specification “HQN-384-01/101: Technical Information Film Capacitors”.

The component temperature rise (ΔT) can be measured (see section “Measuring the component temperature” for more details) or calculated by $\Delta T = P/G$:

- ΔT = Component temperature rise (°C)
- P = Power dissipation of the component (mW)
- G = Heat conductivity of the component (mW/°C)

MEASURING THE COMPONENT TEMPERATURE

A thermocouple must be attached to the capacitor body as in:



The temperature is measured in unloaded (T_{amb}) and maximum loaded condition (T_C).

The temperature rise is given by $\Delta T = T_C - T_{amb}$.

To avoid radiation or convection, the capacitor should be tested in a wind-free box.

APPLICATION NOTE AND LIMITING CONDITIONS

These capacitors are not suitable for mains applications as across-the-line capacitors without additional protection, as described hereunder. These mains applications are strictly regulated in safety standards and therefore electromagnetic interference suppression capacitors conforming the standards must be used.

To select the capacitor for a certain application, the following conditions must be checked:

1. The peak voltage (U_P) shall not be greater than the rated DC voltage (U_{Rdc})
2. The peak-to-peak voltage (U_{P-P}) shall not be greater than $2\sqrt{2} \times U_{Rac}$ to avoid the ionisation inception level
3. The voltage peak slope (dU/dt) shall not exceed the rated voltage pulse slope in an RC-circuit at rated voltage and without ringing. If the pulse voltage is lower than the rated DC voltage, the rated voltage pulse slope may be multiplied by U_{Rdc} and divided by the applied voltage.

For all other pulses following equation must be fulfilled:

$$2 \times \int_0^T \left(\frac{dU}{dt} \right)^2 \times dt < U_{Rdc} \times \left(\frac{dU}{dt} \right)_{rated}$$

T is the pulse duration.

4. The maximum component surface temperature rise must be lower than the limits (see graph max. allowed component temperature rise).
5. Since in circuits used at voltages over 280 V peak-to-peak the risk for an intrinsically active flammability after a capacitor breakdown (short circuit) increases, it is recommended that the power to the component is limited to 100 times the values mentioned in the table: "Heat conductivity"
6. When using these capacitors as across-the-line capacitor in the input filter for mains applications or as series connected with an impedance to the mains the applicant must guarantee that the following conditions are fulfilled in any case (spikes and surge voltages from the mains included).

Voltage Conditions for 6 Above

| ALLOWED VOLTAGES | $T_{amb} \leq 85 \text{ }^\circ\text{C}$ | $85 \text{ }^\circ\text{C} < T_{amb} \leq 105 \text{ }^\circ\text{C}$ |
|--|--|---|
| Maximum continuous RMS voltage | U_{Rac} | See "Max. AC voltage as function of temperature CBB952" per characteristics |
| Maximum temperature RMS-overvoltage (< 24 h) | $1.25 \times U_{Rac}$ | U_{Rac} |
| Maximum peak voltage (V_{O-P}) (< 2 s) | $1.6 \times U_{Rdc}$ | $1.3 \times U_{Rdc}$ |

EXAMPLE

C = 330 nF - 63 V used for the voltage signal shown in next drawing.

$U_{P-P} = 40 \text{ V}$; $U_P = 35 \text{ V}$; $T_1 = 100 \text{ } \mu\text{s}$; $T_2 = 200 \text{ } \mu\text{s}$

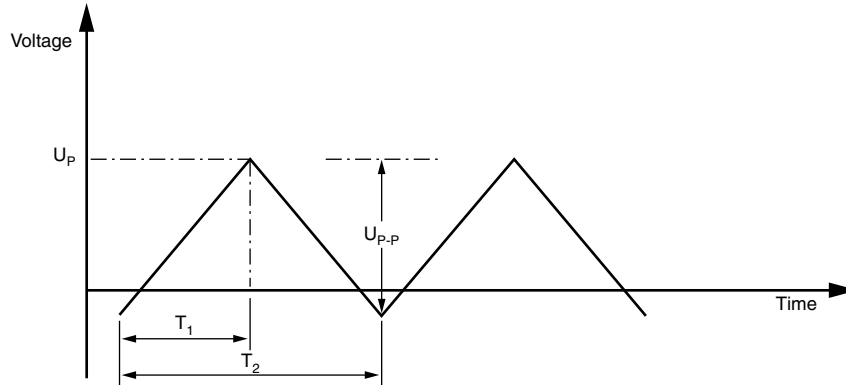
The ambient temperature is $35 \text{ }^\circ\text{C}$

Checking conditions:

1. The peak voltage $U_P = 35 \text{ V}$ is lower than 63 Vdc
2. The peak-to-peak voltage 40 V is lower than $2\sqrt{2} \times 40 \text{ Vac} = 113 U_{P-P}$
3. The voltage pulse slope (dU/dt) = $40 \text{ V}/100 \text{ } \mu\text{s} = 0.4 \text{ V}/\mu\text{s}$
This is lower than $60 \text{ V}/\mu\text{s}$ (see specific reference data for each version)
4. The dissipated power is 16.2 mW as calculated with fourier terms
The temperature rise for $W_{max.} = 3.5 \text{ mm}$ and pitch = 5 mm will be $16.2 \text{ mW}/3.0 \text{ mW}/^\circ\text{C} = 5.4 \text{ }^\circ\text{C}$
This is lower than $15 \text{ }^\circ\text{C}$ temperature rise at $35 \text{ }^\circ\text{C}$, according figure max. allowed component temperature rise
5. Not applicable
6. Not applicable



Voltage Signal



INSPECTION REQUIREMENTS

General Notes:

Sub-clause numbers of tests and performance requirements refer to the “Sectional Specification, Publication IEC 60384-2 and Specific Reference Data”.

Group C Inspection Requirements

| SUB-CLAUSE NUMBER AND TEST | CONDITIONS | PERFORMANCE REQUIREMENTS |
|---|--|--|
| SUB-GROUP C1A PART OF SAMPLE OF SUB-GROUP C1 | | |
| 4.1 Dimensions (detail) | | As specified in chapters “General Data” of this specification |
| 4.3.1 Initial measurements | Capacitance Tangent of loss angle: For $C \leq 470 \text{ nF}$ at 100 kHz for $470 \text{ nF} < C \leq 10 \text{ }\mu\text{F}$ at 10 kHz for $C > 10 \text{ }\mu\text{F}$ at 1 kHz | |
| 4.3 Robustness of terminations | Tensile and bending | No visible damage |
| 4.4 Resistance to soldering heat | Method: 1A Solder bath: $280 \text{ }^\circ\text{C} \pm 5 \text{ }^\circ\text{C}$ Duration: 10 s | |
| 4.14 Component solvent resistance | Isopropylalcohol at room temperature Method: 2 Immersion time: $5 \pm 0.5 \text{ min}$ Recovery time: Min. 1 h, max. 2 h | |
| 4.4.2 Final measurements | Visual examination Capacitance Tangent of loss angle | No visible damage Legible marking $ \Delta C/C \leq 2 \%$ of the value measured initially Increase of $\tan \delta$ ≤ 0.005 for: $C \leq 100 \text{ nF}$ or ≤ 0.010 for: $100 \text{ nF} < C \leq 220 \text{ nF}$ or ≤ 0.015 for: $220 \text{ nF} < C \leq 470 \text{ nF}$ and ≤ 0.003 for: $C > 470 \text{ nF}$ Compared to values measured in 4.3.1 |



DC Film Capacitor
MKT Radial Potted Type

Vishay BCcomponents

| SUB-CLAUSE NUMBER AND TEST | CONDITIONS | PERFORMANCE REQUIREMENTS |
|--|---|---|
| SUB-GROUP C1B PART OF SAMPLE OF SUB-GROUP C1 | | |
| 4.6.1 Initial measurements | Capacitance Tangent of loss angle: For $C \leq 470$ nF at 100 kHz for 470 nF < $C \leq 10$ μ F at 10 kHz for $C > 10$ μ F at 1 kHz | No visible damage |
| 4.6 Rapid change of temperature | $\theta A = -55$ °C $\theta B = +105$ °C 5 cycles Duration $t = 30$ min | |
| 4.7 Vibration | Visual examination Mounting: See section "Mounting" of this specification Procedure B4 Frequency range: 10 Hz to 55 Hz Amplitude: 0.75 mm or Acceleration 98 m/s ² (whichever is less severe) Total duration 6 h | No visible damage |
| 4.7.2 Final inspection | Visual examination | No visible damage |
| 4.9 Shock | Mounting: See section "Mounting" of this specification Pulse shape: Half sine Acceleration: 490 m/s ² Duration of pulse: 11 ms | |
| 4.9.3 Final measurements | Visual examination Capacitance Tangent of loss angle Insulation resistance | No visible damage $ \Delta C/C \leq 3$ % of the value measured in 4.6.1 Increase of $\tan \delta$ ≤ 0.010 (370 and 371) ≤ 0.005 (372 and 373) for: $C \leq 100$ nF or ≤ 0.010 for: 100 nF < $C \leq 220$ nF or ≤ 0.015 for: 220 nF < $C \leq 470$ nF and ≤ 0.003 for: $C > 470$ nF Compared to values measured in 4.6.1 As specified in section "Insulation Resistance" of this specification |
| SUB-GROUP C1 COMBINED SAMPLE OF SPECIMENS OF SUB-GROUPS C1A AND C1B | | |
| 4.10 Climatic sequence | | |
| 4.10.2 Dry heat | Temperature: + 105 °C Duration: 16 h | |
| 4.10.3 Damp heat cyclic Test Db, first cycle | | |
| 4.10.4 Cold | Temperature: - 55 °C Duration: 2 h | |
| 4.10.6 Damp heat cyclic Test Db, remaining cycles | | |
| 4.10.6.2 Final measurements | Voltage proof = U_{Rdc} for 1 min within 15 min after removal from testchamber Visual examination Capacitance Tangent of loss angle Insulation resistance | No breakdown of flash-over No visible damage Legible marking $ \Delta C/C \leq 3$ % of the value measured in 4.4.2 or 4.9.3 Increase of $\tan \delta$ ≤ 0.010 (370 and 371) ≤ 0.005 (372 and 373) for: $C \leq 100$ nF or ≤ 0.010 for: 100 nF < $C \leq 220$ nF or ≤ 0.015 for: 220 nF < $C \leq 470$ nF and ≤ 0.005 for: $C > 470$ nF Compared to values measured in 4.3.1 or 4.6.1 ≥ 50 % of values specified in section "Insulation Resistance" of this specification |

| SUB-CLAUSE NUMBER AND TEST | CONDITIONS | PERFORMANCE REQUIREMENTS |
|---|--|---|
| SUB-GROUP C2 | | |
| 4.11 Damp heat steady state 4.11.1 Initial measurements 4.11.3 Final measurements | 56 days, 40 °C, 90 % to 95 % RH Capacitance Tangent of loss angle at 1 kHz Voltage proof = U_{Rdc} for 1 min within 15 min after removal from testchamber Visual examination Capacitance Tangent of loss angle Insulation resistance | No breakdown of flash-over No visible damage Legible marking $ \Delta C/C \leq 5\%$ of the value measured in 4.11.1. Increase of $\tan \delta \leq 0.005$ Compared to values measured in 4.11.1 $\geq 50\%$ of values specified in section "Insulation Resistance" of this specification |
| SUB GROUP C3 | | |
| 4.12 Endurance 4.12.1 Initial measurements 4.12.5 Final measurements | Duration: 2000 h 1.25 x U_{Rdc} at 85 °C 0.8 x 1.25 U_{Rdc} at 105 °C Capacitance Tangent of loss angle: For $C \leq 470$ nF at 100 kHz for 470 nF < $C \leq 10$ μ F at 10 kHz for $C > 10$ μ F at 1 kHz Visual examination Capacitance Tangent of loss angle Insulation resistance | No visible damage Legible marking $ \Delta C/C \leq 5\%$ compared to values measured in 4.12.1 Increase of $\tan \delta$ ≤ 0.005 at 85 °C (370 and 371) ≤ 0.010 at 100 °C (370 and 371) ≤ 0.005 (372 and 373) for: $C \leq 100$ nF or ≤ 0.010 for: 100 nF < $C \leq 220$ nF or ≤ 0.015 for: 220 nF < $C \leq 470$ nF and ≤ 0.003 for: $C > 470$ nF Compared to values measured in 4.12.1 $\geq 50\%$ of values specified in section "Insulation Resistance" of this specification |
| SUB-GROUP C4 | | |
| 4.13 Charge and discharge 4.13.1 Initial measurements 4.13.3 Final measurements | 10 000 cycles Charged to U_{Rdc} Discharge resistance: $R = \frac{U_R}{C \times 2.5 \times (dU/dt)_R}$ Capacitance Tangent of loss angle: For $C \leq 470$ nF at 100 kHz for 470 nF < $C \leq 10$ μ F at 10 kHz for $C > 10$ μ F at 1 kHz Capacitance Tangent of loss angle Insulation resistance | $ \Delta C/C \leq 3\%$ compared to values measured in 4.13.1 Increase of $\tan \delta$ ≤ 0.005 for: $C \leq 100$ nF or ≤ 0.010 for: 100 nF < $C \leq 220$ nF or ≤ 0.015 for: 220 nF < $C \leq 470$ nF and ≤ 0.003 for: $C > 470$ nF Compared to values measured in 4.13.1 $\geq 50\%$ of values specified in section "Insulation Resistance" of this specification |



Disclaimer

All product specifications and data are subject to change without notice.

Vishay Intertechnology, Inc., its affiliates, agents, and employees, and all persons acting on its or their behalf (collectively, "Vishay"), disclaim any and all liability for any errors, inaccuracies or incompleteness contained herein or in any other disclosure relating to any product.

Vishay disclaims any and all liability arising out of the use or application of any product described herein or of any information provided herein to the maximum extent permitted by law. The product specifications do not expand or otherwise modify Vishay's terms and conditions of purchase, including but not limited to the warranty expressed therein, which apply to these products.

No license, express or implied, by estoppel or otherwise, to any intellectual property rights is granted by this document or by any conduct of Vishay.

The products shown herein are not designed for use in medical, life-saving, or life-sustaining applications unless otherwise expressly indicated. Customers using or selling Vishay products not expressly indicated for use in such applications do so entirely at their own risk and agree to fully indemnify Vishay for any damages arising or resulting from such use or sale. Please contact authorized Vishay personnel to obtain written terms and conditions regarding products designed for such applications.

Product names and markings noted herein may be trademarks of their respective owners.