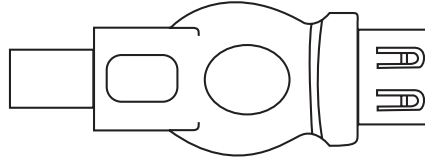
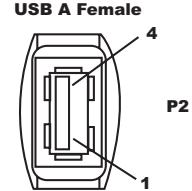
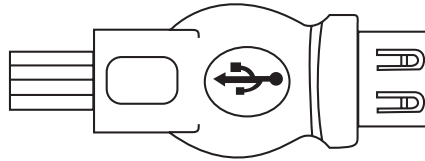
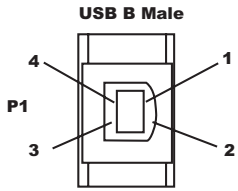


1 2 3 4



Remark:

- 1.Wire:Non-UL 26AWG(7/0.16) Tinned Copper
- 2.Connector: P1: USB B Male Gold Flash Contact; Nickel Plated Shell
Plastic:White
P2: USB A Female Gold Flash Contact; Nickel Plated Shell
Plastic: White
- 3.Inner Mold with Copper Foil
- 4.Hood: Molded Type PVC 45P Color: Beige(NK-A03)
- 5.Test Request: A.100% Open Short & Mis Wire Test
B. Contact Resistance 3 Ohm Max
C. Insulation Resistance 20m Ohm min
- 6.Packing:See P-0039 Rev. C Packing Drawing EAN-Code:4016032066673

PIN Out
(P1)

(P2)

| | | |
|-------|-------|-------|
| 1 | _____ | 1 |
| 2 | _____ | 2 |
| 3 | _____ | 3 |
| 4 | _____ | 4 |
| Shell | _____ | Shell |

Description

Name :
A - USB - 2
USB B (M) /USB A (F) Adapter



THIS DRAWING IS UNPUBLISHED
© Copyright 2005 by Assmann Electronic Components All International Rights Reserved

This drawing is a controlled document for Assmann Electronics, Inc. It is subject to change and the controlling engineering organization should be contacted for the latest revision.

1 2 3 4