版数 REV.	年月日 DATE	DCN NO.	変更内容 DESCRIPTION	製図 DR.	担当 CHK.	査閲 APPD.	承認 APPD.

図面番号(DRAWING NO.) SJ101243

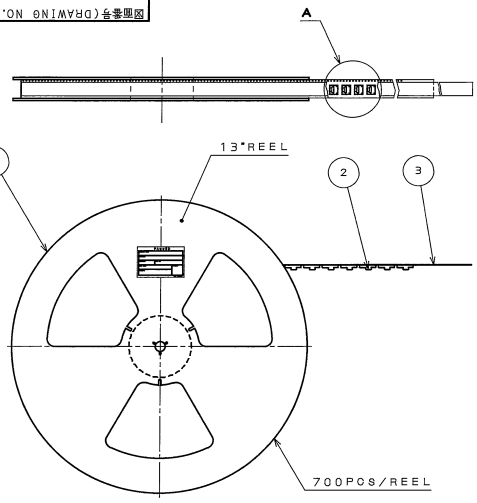

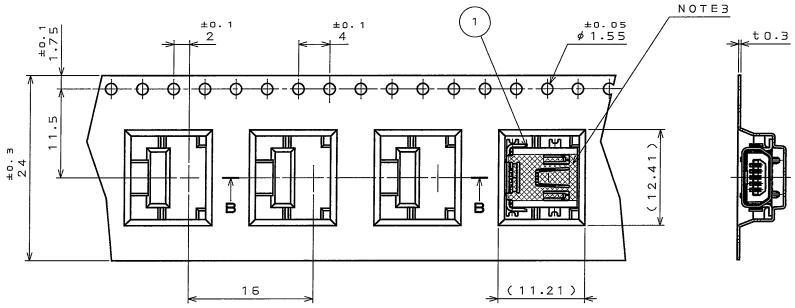

DETAIL A
(SCALE 2:1)

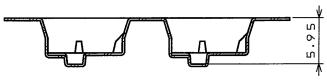

SECT. B-B
(SCALE 2:1)

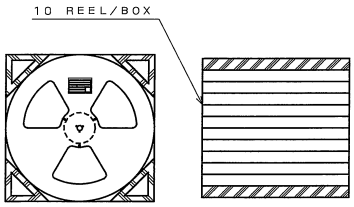

〈PACKING BOX〉

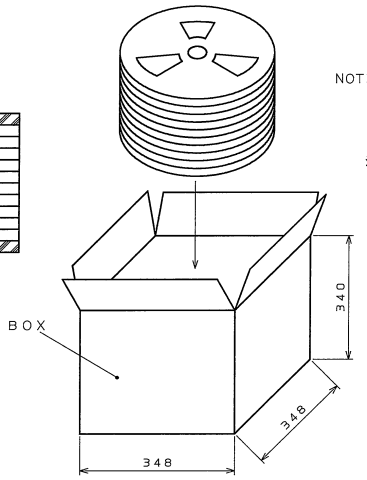

NOTE1. REFER TO THE DRAWING SJ101241(DX3R005HN2) FOR PC BOARD MOUNTING DIMENSION.
2. SUFFIX "E700" OF PART NUMBER DX3R005HN2E700 INDICATES 700 PCS IN REEL.
3. THIS AREA( )SHOWS THE CONNECTOR FLAT SURFACE.

注1. 基板パターン寸法についてはSJ101241(DX3R005HN2)参照。
2. "DX3R005HN2E700"は収納数700ヶ入りのリールに収納された品名を表す。
3. 本箇所( )はコネクタ平面部を示す。

符号 NO.	名称 DESCRIPTION	個数 QTY.	材料 MATERIAL	仕上 FINISH	備考 REMARKS
4	REEL	—			
3	COVER TAPE	—			
2	CARRIER TAPE	—			
1	CONNECTOR	700			

仕様書(SPECIFICATION) JACS-3286-E

一般公差(GENERAL TOLERANCE)

寸法(DIMENSION)	角度(ANGLES)
. ±0.8	X° ±
.X ±0.4	X°X' ±
.XX ±0.1	
.XXX ±	

第1版(ORIGINAL DATE) 11.May.2004

製図 DR.
担当 CHK. Y.KUROKI
査閲 APPD. —
承認 APPD. H. Omomiya

尺度(SCALE) — (シリーズ名(SERIES)) DX

名称(TITLE) DX3R005HN2E700
MINI USB CONNECTOR
MINI-AB RECEP. R/A SMT TYPE
WITH MAYLAR TAPE

重量(WEIGHT)

日本航空電子工業株式会社
JAPAN AVIATION ELECTRONICS INDUSTRY, LTD.

図面番号(DRAWING NO.) SJ101243

SIZE A3 版数(REV.) 1

DOF-0-212E(03.08)

0 10 20 30 40 50 60 70 80 90 100

JAE-CONNECTOR.COM
Reference Only

JAE CONNECTOR DIV. PROPRIETARY.
COPYRIGHT (C) 2004. JAPAN AVIATION ELECTRONICS INDUSTRY, LTD.

Downloaded from Elcodis.com electronic components distributor