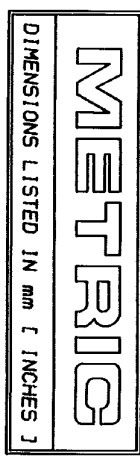
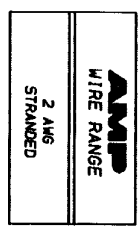
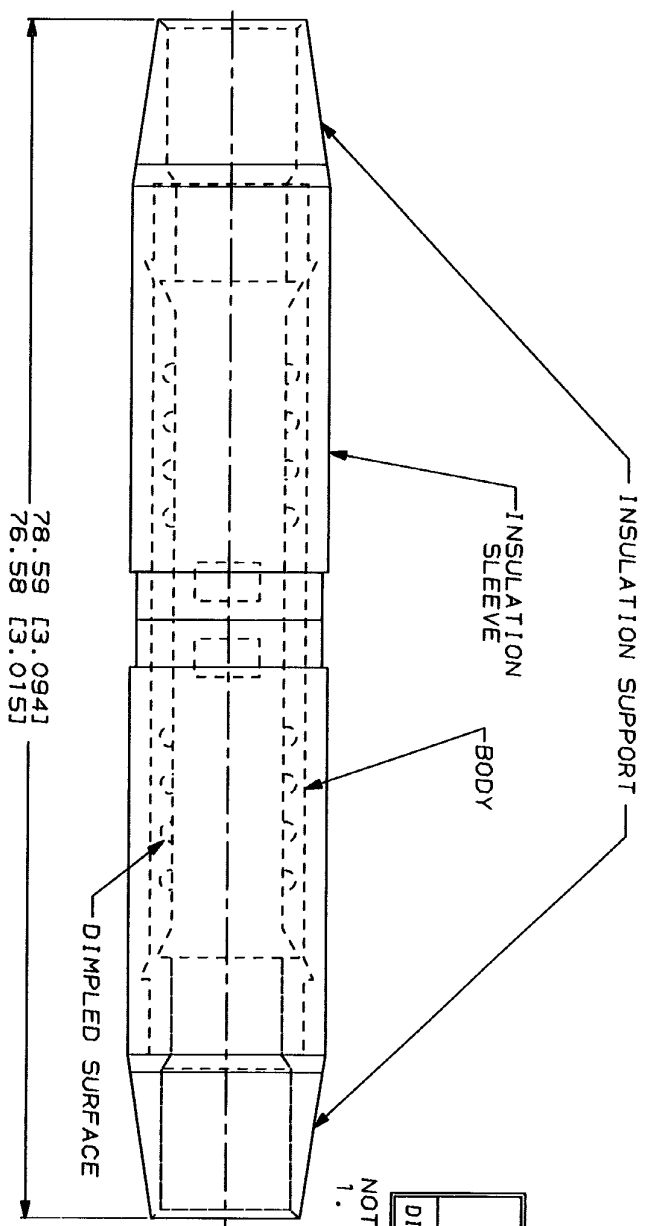


DRAWING MADE IN THIRD ANGLE PROJECTION
 THIS DRAWING IS UNPUBLISHED. RELEASED FOR PUBLICATION
 BY AMP INCORPORATED. ALL INTERNATIONAL RIGHTS RESERVED.
 COPYRIGHT 1984

LOC	DIST	REV	DATE	APPD
G	14		8-27-83	BB
P	F	ZONE	LTR	
		E	REVISED & REDRAWN PER 0720-0303-93	



NOTE:
 1. WIRE INSULATION DIA 11.30(0.445) MAX



AMP INCORPORATED CUSTOMER SERVICE SYSTEMS		MAX RECOMMENDED OPERATING TEMPERATURE: 105°C		DO NOT SCALE PRINT. UNLESS SPECIFIED TOLERANCES ON: 2 PLG DEC ± 0.20(0.008) 3 PLG DEC ± 0.25(0.010) ANGLES MATERIAL GIVEN PER ASTM B-152 MILN. CALIBRATED		DR 8-27-83 S.S. GILLEN		SO		LOOSE PC		324623	
FOR ADDITIONAL PRODUCT INFORMATION OR COPIES OF DRAWINGS AND TECHNICAL DOCUMENTS		PRODUCT INFORMATION CENTER 1-800-522-6752		VOLTAGE RATING: 600 V MAX		CHK R. GIBBY		QTY		PACKAGE TYPE		PART NO	
FOR APPLICATION		TOOLING ASSISTANCE CENTER 1-800-722-1111		CIRCULAR MIL AREA: 26,85-45.41mm² (52,600-83,700) STRANDED		APPD 8-27-83		NAME		AMP		AMP Incorporated Harrisburg, PA 17105-3608	
TOOLING INFORMATION		1-800-526-5142		FINISH TIN PLATE PER MIL-T-10727		APPD 8-27-83		SIZE		CASE CODE		DRAWING NO	
FOR ORDER ENTRY		1-800-722-1111		APPLICATOR SPEC		M. BILLS		SCALE		00779		324623	
				WEIGHT		PRODUCT SPEC		SCALE		NTS		SHEET	
												1 OF 1	

AMP 1-00-15 REV 3-82 05 JAN 1984 16:48:24 AMP10744 <U128A>DEPT1132>AMP10744>U. TERMINAL-SPlice-CUST CUSTOMER DRAWING