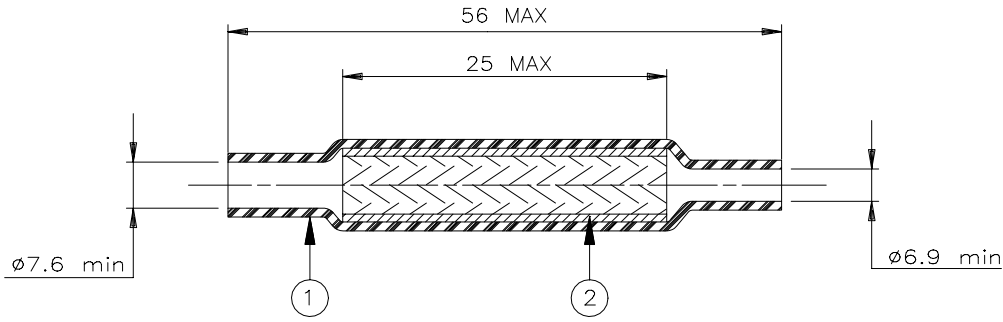
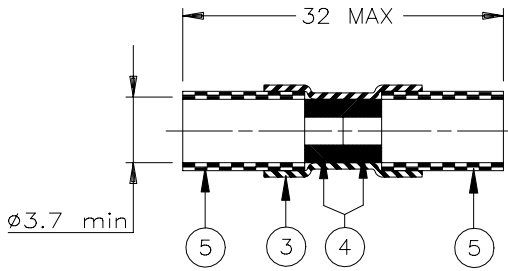


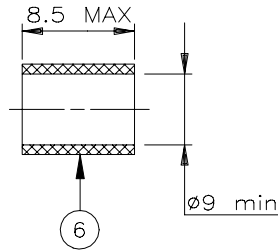
SPECIFICATION CONTROL DRAWING



SOLDERSHIELD* Device



SOLDERSLLEEVE* Device



Insulation Tubing

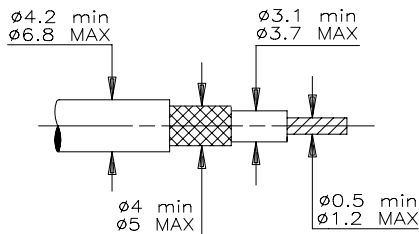
MATERIALS

1. INSULATION SLEEVE: Heat -shrinkable, transparent clear, radiation cross-linked modified polyolefin.
2. SHIELD: Solder impregnated, flux coated, tin plated copper braid.
SOLDER: TYPE Sn63 per ANSI-J-STD-006.
FLUX: TYPE ROL1 per ANSI-J-STD-004.
3. INSULATION SLEEVE: Heat -shrinkable, transparent clear, radiation cross-linked modified polyvinylidene fluoride.
4. SOLDER PREFORM WITH FLUX:
SOLDER: TYPE Sn63 per ANSI-J-STD-006.
FLUX: TYPE ROL1 per ANSI-J-STD-004.
5. DIELECTRIC BARRIER: Cross-linked polyvinylidene fluoride. Color: yellow.
6. INSULATION TUBING, PRECOATED: Radiation cross-linked modified polyolefin with adhesive. Color: black.

APPLICATION

1. This controlled soldering device is designed to splice the center conductor and the braid, both made of bare, tin or silver plated copper, of coaxial cables having an insulation rated for at least +85°C. The product is suitable for single or double braided cables.
2. Temperature range: -55°C to +125°C. For installation procedure, see RPIP-699-00.

Cable dimensions:



* A trademark of Tyco Corporation.

tyco <i>Electronics</i>		Tyco Electronics Corporation 305 Constitutional Drive Menlo Park, CA 94025 USA		RAYCHEM Products		TITLE: COAXIAL CABLE SPLICE KIT			
UNLESS OTHERWISE SPECIFIED DIMENSIONS ARE IN MILLIMETERS.				DOCUMENT NO: B-202-82					
TOLERANCES: 0.00 N/A 0.0 N/A 0 N/A		ANGLES: N/A		Tyco reserves the right to amend this drawing at any time. Users should evaluate the suitability of the product for their application.		DATE: June 15, 1998		DOC ISSUE: 2	
		ROUGHNESS IN MICRON				PROD. REV. D		SCALE: None	
DRAWN BY: M. FORONDA		REPLACES: B20282		DCR NUMBER: D980565		PROD. REV. D		SCALE: None	
						SIZE: A		SHEET: 1 of 1	

If this document is printed it becomes uncontrolled. Check for the latest revision.