

4

3

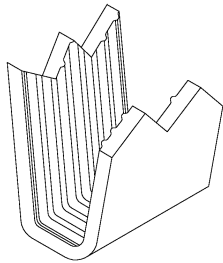
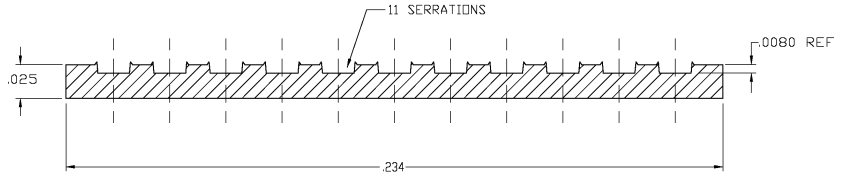
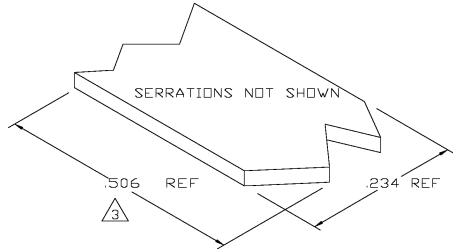
2

1

THIS DRAWING IS UNPUBLISHED. RELEASED FOR PUBLICATION
 © COPYRIGHT BY TYCO ELECTRONICS CORPORATION. ALL RIGHTS RESERVED.

LOC	DIST	REVISIONS			
P	LTR	DESCRIPTION	DATE	BY	APP'D
AF	50				
		0	TRANSFERRED TO TYCO FORMAT	26MAR03	MF EH

- 1 CRIMPBAND MATERIAL PROVIDED IN CONTINUOUS STRIP.
 - 2 REFERENCE DESCRIPTIVE PART NUMBER P125/16510R25B.
- △ BLANK LENGTH DETERMINED BY 125/165 TOOLSET.



1601842-1
PART NUMBER

THIS DRAWING IS A CONTROLLED DOCUMENT.		DWG: MICHAEL S. FEHNER 25MAR2003 CHK: EDWARD HOWARD 25MAR2003 APP: EDWARD HOWARD 25MAR2003 PROJECT SPEC: --- APPLICATION SPEC: --- WEIGHT: ---		Tyco Electronics Tyco Electronics Corporation Harrisburg, PA 17105-3608	
DIMENSIONS: INCHES TOLERANCES UNLESS OTHERWISE SPECIFIED: 0 PLC ± .005 1 PLC ± .005 2 PLC ± .005 3 PLC ± .005 4 PLC ± .005 ANGLES ± .5°		MATERIAL: JNS C26000 BRASS FINISH: NONE		SHEET: A2 CASE CODE: 00779 DRAWING NO: 1601842 RESTRICTED TO: ---	
CUSTOMER DRAWING		SCALE: 1:1		SHEET: 1 OF 1 REV: 0	