

4

3

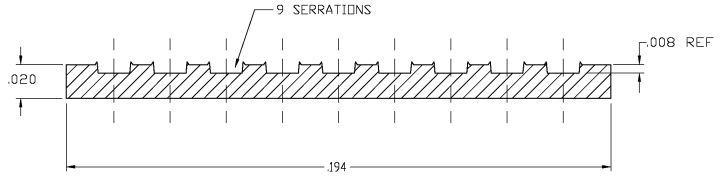
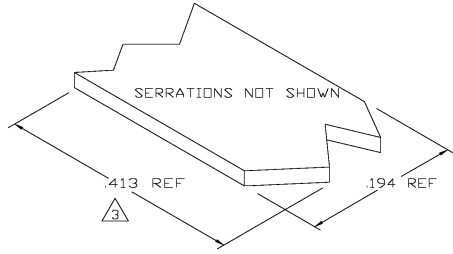
2

1

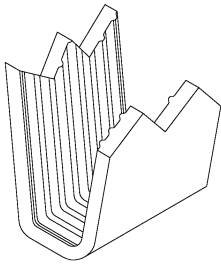
THIS DRAWING IS UNPUBLISHED. RELEASED FOR PUBLICATION
 © COPYRIGHT BY TYCO ELECTRONICS CORPORATION. ALL RIGHTS RESERVED.

LOC	DIST	REVISIONS			
P	LN	DESCRIPTION	DATE	BY	APPD
AF	50	0	TRANSFERRED TO TYCO FORMAT	28MAR03	MF EH

- 1 CRIMPBAND MATERIAL PROVIDED IN CONTINUOUS STRIP.
 - 2 REFERENCE DESCRIPTIVE PART NUMBER L092/1258R20TB.
- △ 3 BLANK LENGTH DETERMINED BY 092/125 TOOLSET.



TYP. CROSS SECTION



PARTIAL FORMED VIEW (REF) FORMED BY APPLICATION TOOLING

1601677-1
 PART NUMBER

THIS DRAWING IS A CONTROLLED DOCUMENT.		DW: MICHAEL S. FECHER 28MAR02003		Tyco Electronics Corporation	
DIMENSIONS: INCHES		CHK: EDWARD HOWARD 28MAR02003		Harrisburg, PA 17105-3608	
TOLERANCES UNLESS OTHERWISE SPECIFIED:		APP: EDWARD HOWARD 28MAR02003		NAME: CRIMPBAND, MTM	
0 PLG	± .005	PRODUCT SPEC:	---	SIZE:	---
1 PLG	± .005	APPLICATION SPEC:	---	CAGE CODE:	---
2 PLG	± .005	WEIGHT:	---	DRAWING NO:	A2 00779
3 PLG	± .005	FINISH:	TIN	RESTRICTED TO:	---
4 PLG	± .005	MATERIAL:	JNS C26000 BRASS	SCALE:	1:1
ANGLES:	± .005	FINISH:	TIN	SHEET:	1 OF 1
MATERIAL: JNS C26000 BRASS		FINISH: TIN		CUSTOMER DRAWING	
FINISH: TIN		CUSTOMER DRAWING		REV: 0	

1601677

A