

4

3

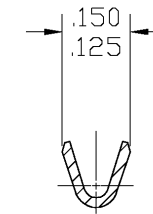
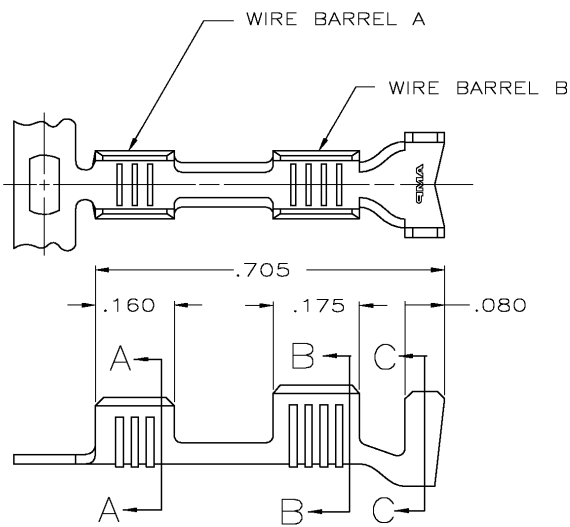
2

1

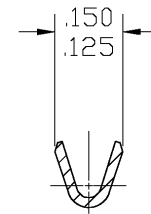
THIS DRAWING IS UNPUBLISHED. RELEASED FOR PUBLICATION  
 © COPYRIGHT - BY TYCO ELECTRONICS CORPORATION. ALL RIGHTS RESERVED.

LOC	DIST	REVISIONS				
P	LTR	DESCRIPTION	DATE	DWN	APVD	
AF	50	L	REV PER 0G3A-0148-05	28FEB05	JR	GP

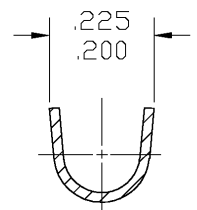
1 CONTINUOUS STRIP ON REELS WITH TERMINALS LOCATED ON .535 CENTERS.



SECTION A-A



SECTION B-B



SECTION C-C

.135-.170 DIA	#18-#16 AWG	#18-#14 AWG	NICKEL	TEMP 3 STEEL	62419-3
			NONE	082 BRASS	62419-2
			TIN	082 BRASS	62419-1
INSULATION RANGE	BARREL A WIRE RANGE	BARREL B WIRE RANGE	FINISH	MATERIAL	PART NO.
THIS DRAWING IS A CONTROLLED DOCUMENT.			DWN JR RUTH 28FEB05	Tyco Electronics Corporation Harrisburg, Pa 17105-3608	
DIMENSIONS: INCHES			CHK G PORTA 28FEB05	NAME	
TOLERANCES UNLESS OTHERWISE SPECIFIED:			APVD G PORTA 28FEB05	SPLICE, BUTT	
0 PLC ± -			PRODUCT SPEC	-	
1 PLC ± -			APPLICATION SPEC	-	
2 PLC ± -			WEIGHT	-	
3 PLC ± .015			SIZE	CAGE CODE	DRAWING NO
4 PLC ± -			RESTRICTED TO	A3	00779
ANGLES ± -			CUSTOMER DRAWING	62419	
MATERIAL	FINISH	SEE TABLE	SCALE	5:1	SHEET 1 OF 1