

4

3

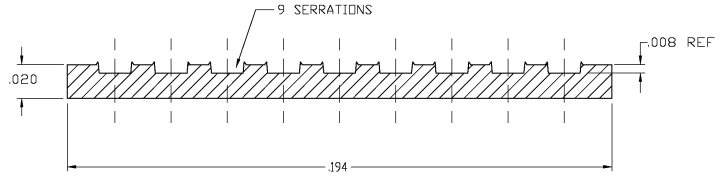
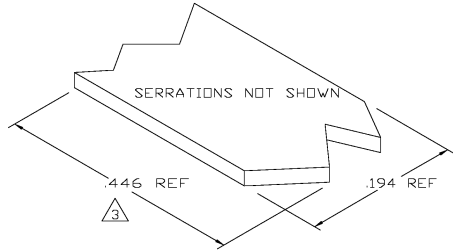
2

1

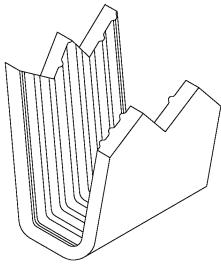
THIS DRAWING IS UNPUBLISHED. RELEASED FOR PUBLICATION  
 © COPYRIGHT BY TYCO ELECTRONICS CORPORATION. ALL RIGHTS RESERVED.

LOC	DIST	REVISIONS			
P	LTR	DESCRIPTION	DATE	MM	APD
AF	50	0	TRANSFERRED TO TYCO FORMAT	16DEC02	MF EH

- 1 CRIMPBAND MATERIAL PROVIDED IN CONTINUOUS STRIP.
  - 2 REFERENCE DESCRIPTIVE PART NUMBER P1258R20B.
- △ BLANK LENGTH DETERMINED BY 125 TOOLSET.



TYP. CROSS SECTION



PARTIAL FORMED VIEW (REF) FORMED BY APPLICATION TOOLING

1601846-1  
 PART NUMBER

THIS DRAWING IS A CONTROLLED DOCUMENT.		DW MICHAEL S. FEHNER 16DEC2002		Tyco Electronics Corporation	
DIMENSIONS: INCHES		CHK EDWARD HOWARD 16DEC2002		Harrisburg, PA 17105-3608	
TOLERANCES UNLESS OTHERWISE SPECIFIED:		APP: EDWARD HOWARD 16DEC2002		NAME	
0 PLG	± .005	PRODUCT SPEC		CRIMPBAND, MTM	
1 PLG	± .005	APPLICATION SPEC		SHEET CASE CODE DRAWING NO	
2 PLG	± .005	WEIGHT		A2 00779 C=1601846	
3 PLG	± .005	MATERIAL: JNS C26000 BRASS		RESTRICTED TO	
4 PLG	± .005	FINISH: NONE		CUSTOMER DRAWING	
ANGLES	± .005	SCALE: 1:1		SHEET 1 OF 1 REV 0	

1601846

A