

4

3

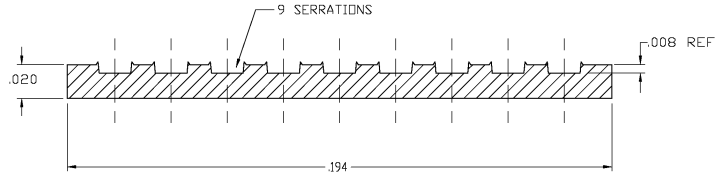
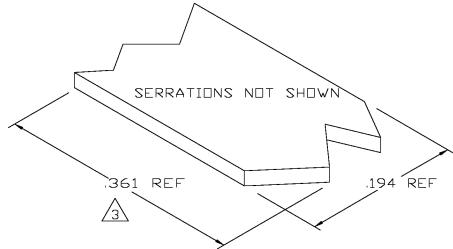
2

1

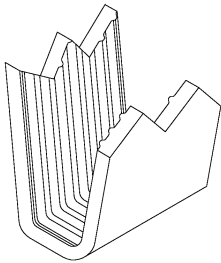
THIS DRAWING IS UNPUBLISHED. RELEASED FOR PUBLICATION  
 © COPYRIGHT BY TYCO ELECTRONICS CORPORATION. ALL RIGHTS RESERVED.

LOC	DIST	REVISIONS			
P	LN	DESCRIPTION	DATE	BY	APP'D
AF	50	0	TRANSFERRED TO TYCO FORMAT	28MAR03	MF EH

- 1 CRIMPBAND MATERIAL PROVIDED IN CONTINUOUS STRIP.
  - 2 REFERENCE DESCRIPTIVE PART NUMBER P076/0928R20B.
- △ 3 BLANK LENGTH DETERMINED BY 076/092 TOOLSET.



TYP. CROSS SECTION



PARTIAL FORMED VIEW (REF)  
FORMED BY APPLICATION TOOLING

1601823-1  
PART NUMBER

THIS DRAWING IS A CONTROLLED DOCUMENT.		DRW: MICHAEL S. FECHER 28MAR02003	Tyco Electronics Corporation Harrisburg, PA 17105-3608
DIMENSIONS: INCHES		CHK: EDWARD HOWARD 28MAR02003	
DIMENSIONS: MILLIMETERS 0 PLG ± .005 1 PLG ± .005 2 PLG ± .005 3 PLG ± .005 4 PLG ± .005 ANGLES ± .5°		APP: EDWARD HOWARD 28MAR02003	NAME: _____ PRODUCT SPEC: _____ APPLICATION SPEC: _____ WEIGHT: _____
MATERIAL: JNS C26000 BRASS FINISH: NONE		SHEET: A2 CASE CODE: 00779 DRAWING NO: 1601823 RESTRICTED TO: _____	
		CUSTOMER DRAWING	
		SCALE: 1:1 SHEET 1 OF 1 REV 0	