

4

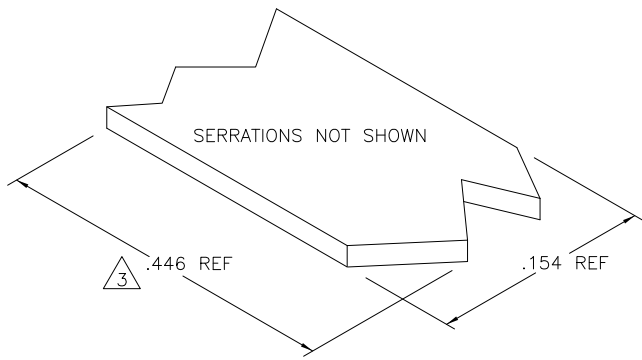
3

2

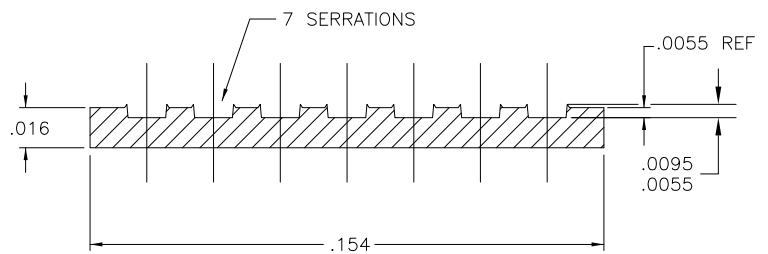
1

THIS DRAWING IS UNPUBLISHED. RELEASED FOR PUBLICATION  
 © COPYRIGHT - BY TYCO ELECTRONICS CORPORATION. ALL RIGHTS RESERVED.

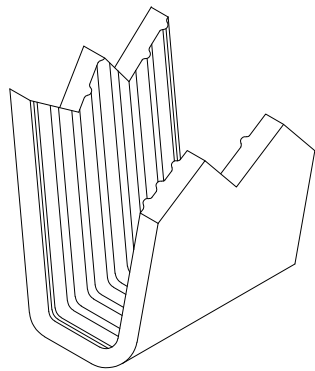
LOC		DIST		REVISIONS			
P	LTR	DESCRIPTION		DATE	DWN	APVD	
AF	50	01		REVISED PER ECR-07-017318	25JUL07	HMR	EH



- 1 CRIMPBAND MATERIAL PROVIDED IN CONTINUOUS STRIP.
- 2 REFERENCE DESCRIPTIVE PART NUMBER P1256R16B.
- 3 BLANK LENGTH DETERMINED BY 125 TOOLSET.



TYP. CROSS SECTION



PARTIAL FORMED VIEW (REF)  
FORMED BY APPLICATION TOOLING

1601845-1

PART NUMBER

THIS DRAWING IS A CONTROLLED DOCUMENT.		DWN MICHAEL S. FEHER 16DEC2002	Tyco Electronics Tyco Electronics Corporation Harrisburg, PA 17105-3608	
DIMENSIONS: INCHES		CHK EDWARD HOWARD 16DEC2002	NAME	
TOLERANCES UNLESS OTHERWISE SPECIFIED:		APVD EDWARD HOWARD 16DEC2002	PRODUCT SPEC	
0 PLC	± -	APPLICATION SPEC		
1 PLC	± -	SIZE		
2 PLC	± -	CAGE CODE		
3 PLC	± .005	DRAWING NO		
4 PLC	± -	RESTRICTED TO		
ANGLES	± -	WEIGHT		
MATERIAL	FINISH	CUSTOMER DRAWING		
UNS C26000 BRASS	NONE	A3	00779	C-1601845
		SCALE	1:1	SHEET 1 OF 1
		REV 01		