

4

3

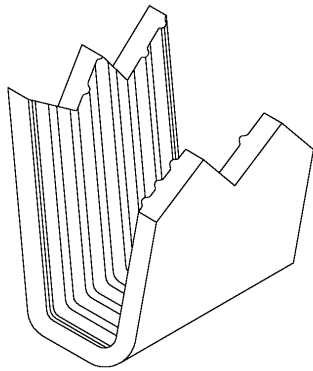
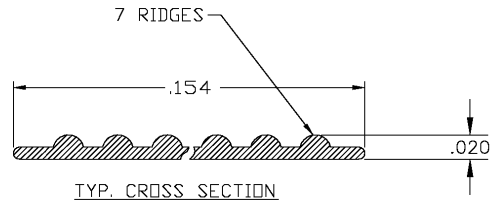
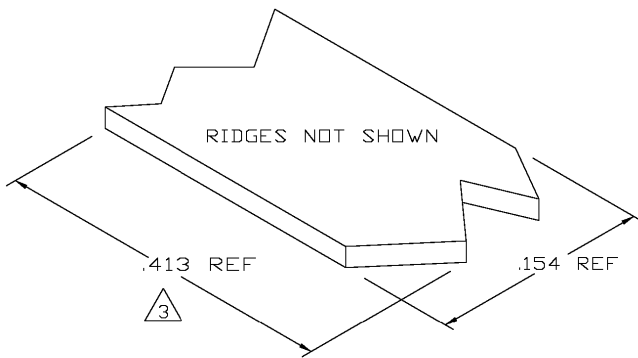
2

1

THIS DRAWING IS UNPUBLISHED. RELEASED FOR PUBLICATION
 © COPYRIGHT - BY TYCO ELECTRONICS CORPORATION. ALL RIGHTS RESERVED.

LOC		DIST		REVISIONS			
P	LTR	DESCRIPTION		DATE	DWN	APVD	
		0		TRANSFERRED TO TYCO FORMAT	06FEB03	MF	EH

- 1 CRIMPBAND MATERIAL PROVIDED IN CONTINUOUS STRIP.
 - 2 REFERENCE DESCRIPTIVE PART NUMBER L092/125D20A.
- △ 3 BLANK LENGTH DETERMINED BY 092/125 TOOLSET.



PARTIAL FORMED VIEW (REF)
 FORMED BY APPLICATION TOOLING

1601680-1
 PART NUMBER

THIS DRAWING IS A CONTROLLED DOCUMENT.		DWN MICHAEL S. FEHER 08FEB2003	Tyco Electronics Corporation Harrisburg, PA 17105-3608	
DIMENSIONS: INCHES		CHK EDWARD HOWARD 08FEB2003	NAME EDWARD HOWARD	
TOLERANCES UNLESS OTHERWISE SPECIFIED:		APVD EDWARD HOWARD 08FEB2003	PRODUCT SPEC	
0 PLC ± -		APPLICATION SPEC	RESTRICTED TO	
1 PLC ± -		WEIGHT	-	
2 PLC ± -		SIZE	CAGE CODE	DRAWING NO
3 PLC ± .005		A3	00779	C=1601680
4 PLC ± -		CUSTOMER DRAWING		
ANGLES ± -		SCALE	SHEET	REV
FINISH		1:1	1 OF 1	0
MATERIAL	FINISH			
UNS C72500 CU-NI ALLOY	NONE			