

4

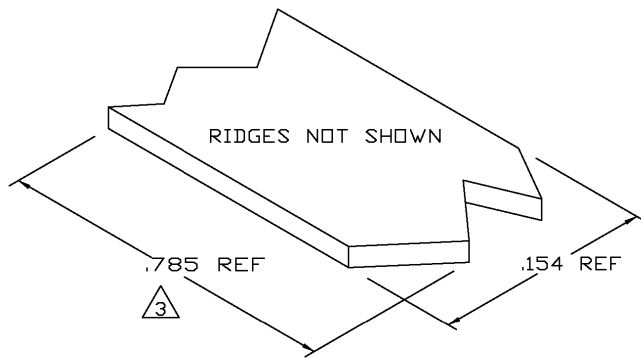
3

2

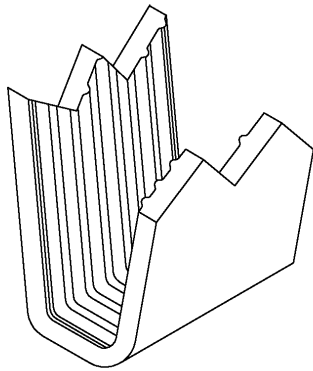
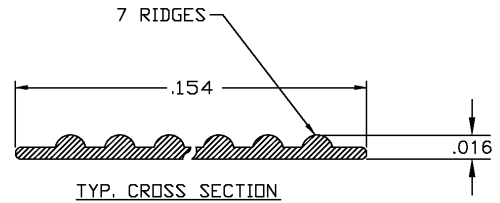
1

THIS DRAWING IS UNPUBLISHED. RELEASED FOR PUBLICATION
 © COPYRIGHT - BY TYCO ELECTRONICS CORPORATION. ALL RIGHTS RESERVED.

| LDC | | DIST | | REVISIONS | | | |
|-----|-----|----------------------------|---------|-----------|------|--|--|
| P | LTR | DESCRIPTION | DATE | DWN | APVD | | |
| 0 | | TRANSFERRED TO TYCO FORMAT | 26SEP02 | MF | EH | | |



- 1 CRIMPBAND MATERIAL PROVIDED IN CONTINUOUS STRIP.
 - 2 REFERENCE DESCRIPTIVE PART NUMBER L200/202D16B.
- 3 BLANK LENGTH DETERMINED BY 200/202 TOOLSET.



PARTIAL FORMED VIEW (REF)
 FORMED BY APPLICATION TOOLING

1601764-1
 PART NUMBER

| | | | | |
|--|--|--------------------------------------|---|--------------------|
| THIS DRAWING IS A CONTROLLED DOCUMENT. | | DWN MICHAEL S. FEHER 26SEP2002 | Tyco Electronics Corporation Harrisburg, PA 17105-3608 | |
| DIMENSIONS: INCHES | TOLERANCES UNLESS OTHERWISE SPECIFIED: | CHK EDWARD HOWARD 26SEP2002 | NAME EDWARD HOWARD | |
| 0 PLC ± - | 1 PLC ± - | APVD EDWARD HOWARD | PRODUCT SPEC | |
| 2 PLC ± - | 3 PLC ± .005 | APPLICATION SPEC | SIZE CAGE CODE DRAWING NO | |
| 4 PLC ± - | ANGLES ± - | WEIGHT | A3 00779 | 1601764 |
| MATERIAL UNS C26000 BRASS | FINISH NONE | CUSTOMER DRAWING | RESTRICTED TO | |
| | | | SCALE 1:1 | SHEET 1 OF 1 REV 0 |