

4

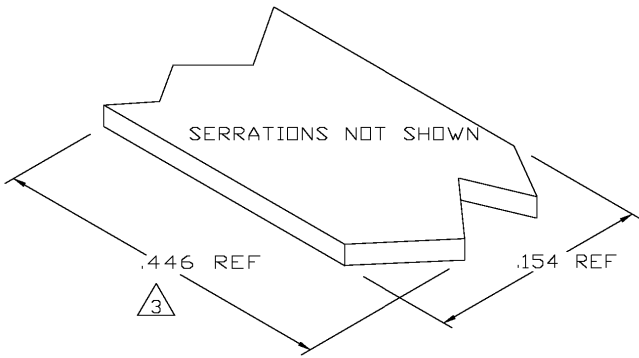
3

2

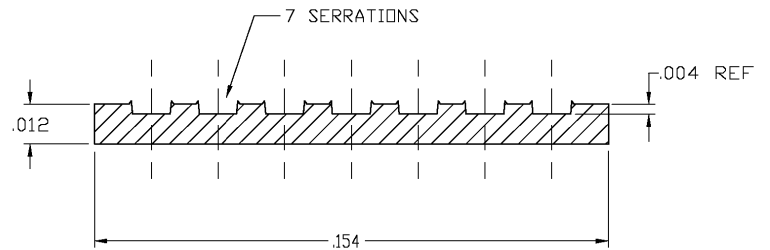
1

THIS DRAWING IS UNPUBLISHED. RELEASED FOR PUBLICATION  
 © COPYRIGHT - BY TYCO ELECTRONICS CORPORATION. ALL RIGHTS RESERVED.

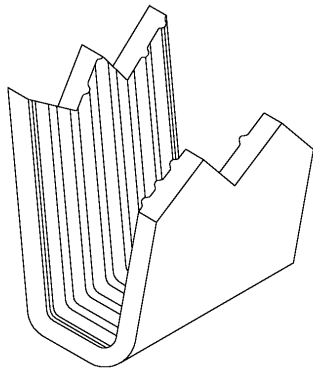
LOC		DIST		REVISIONS				
P	LTR	DESCRIPTION			DATE	DWN	APVD	
		0		TRANSFERRED TO TYCO FORMAT	31MAR03	MF	EH	



- 1 CRIMPBAND MATERIAL PROVIDED IN CONTINUOUS STRIP.
  - 2 REFERENCE DESCRIPTIVE PART NUMBER P1256R12B.
- 3 BLANK LENGTH DETERMINED BY 125 TOOLSET.



TYP. CROSS SECTION



PARTIAL FORMED VIEW (REF)  
FORMED BY APPLICATION TOOLING

1601844-1

PART NUMBER

THIS DRAWING IS A CONTROLLED DOCUMENT.		DWN MICHAEL S. FEHER 31MAR2003	Tyco Electronics Corporation Harrisburg, PA 17105-360B	
DIMENSIONS: INCHES		CHK EDWARD HOWARD 31MAR2003		
TOLERANCES UNLESS OTHERWISE SPECIFIED:		APVD EDWARD HOWARD 31MAR2003	NAME -	
0 PLC ± -	1 PLC ± -	PRODUCT SPEC	-	
2 PLC ± -	3 PLC ± .005	APPLICATION SPEC	-	
4 PLC ± -	ANGLES ± -	WEIGHT	-	
MATERIAL UNS C26000 BRASS	FINISH NONE	SIZE A3	CAGE CODE 00779	DRAWING NO C-1601844
CUSTOMER DRAWING			RESTRICTED TO	-
SCALE 1:1			SHEET 1 OF 1	REV 0