

4

3

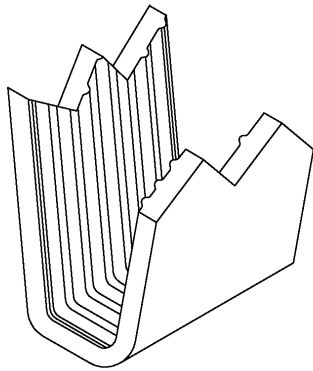
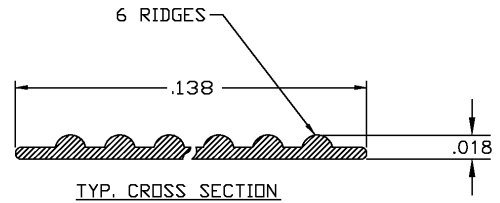
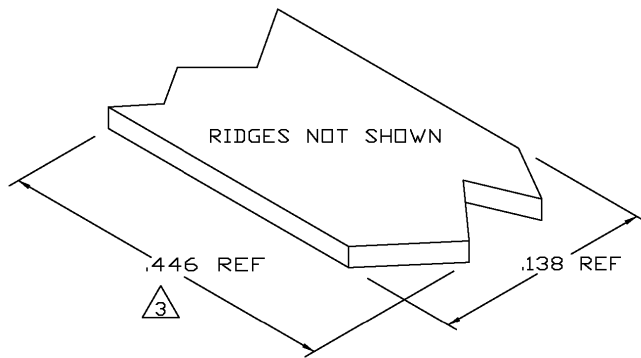
2

1

THIS DRAWING IS UNPUBLISHED. RELEASED FOR PUBLICATION  
 © COPYRIGHT - BY TYCO ELECTRONICS CORPORATION. ALL RIGHTS RESERVED.

LDC		DIST		REVISIONS				
P	LTR	DESCRIPTION	DATE	DWN	APVD			
0		TRANSFERRED TO TYCO FORMAT	16SEP02	MF	EH			

- CRIMPBAND MATERIAL PROVIDED IN CONTINUOUS STRIP.
  - REFERENCE DESCRIPTIVE PART NUMBER L125C18A.
- △ 3 BLANK LENGTH DETERMINED BY 125 TOOLSET.



PARTIAL FORMED VIEW (REF)  
 FORMED BY APPLICATION TOOLING

1601722-1

PART NUMBER

THIS DRAWING IS A CONTROLLED DOCUMENT.		DWN MICHAEL S. FEHER 16SEP2002	Tyco Electronics Corporation Harrisburg, PA 17105-3608	
DIMENSIONS: INCHES	TOLERANCES UNLESS OTHERWISE SPECIFIED:	CHK EDWARD HOWARD 16SEP2002	NAME EDWARD HOWARD	
0 PLC ± -	1 PLC ± -	APVD EDWARD HOWARD 16SEP2002	PRODUCT SPEC	
2 PLC ± -	3 PLC ± .005	APPLICATION SPEC	SIZE CAGE CODE DRAWING NO	
4 PLC ± -	ANGLES ± -	WEIGHT	A3 00779	C-1601722
MATERIAL UNS C72500 CU-NI ALLOY	FINISH NONE	CUSTOMER DRAWING	RESTRICTED TO	
			SCALE 1:1	SHEET 1 OF 1 REV 0