

4

3

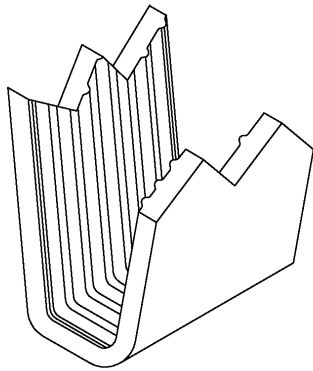
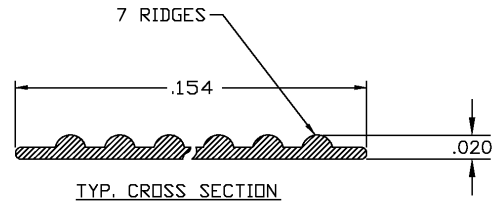
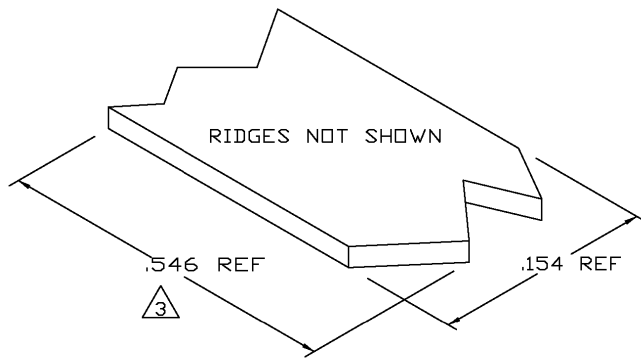
2

1

THIS DRAWING IS UNPUBLISHED. RELEASED FOR PUBLICATION
 © COPYRIGHT - BY TYCO ELECTRONICS CORPORATION. ALL RIGHTS RESERVED.

LDC		DIST		REVISIONS			
P	LTR	DESCRIPTION	DATE	DWN	APVD		
0		TRANSFERRED TO TYCO FORMAT	26SEP02	MF	EH		

- 1 CRIMPBAND MATERIAL PROVIDED IN CONTINUOUS STRIP.
 - 2 REFERENCE DESCRIPTIVE PART NUMBER L165D20B.
- △ 3 BLANK LENGTH DETERMINED BY 165 TOOLSET.



PARTIAL FORMED VIEW (REF)
 FORMED BY APPLICATION TOOLING

1601755-1
 PART NUMBER

THIS DRAWING IS A CONTROLLED DOCUMENT.		DWN MICHAEL S. FEHER 26SEP2002	Tyco Electronics Corporation Harrisburg, PA 17105-3608	
DIMENSIONS: INCHES	TOLERANCES UNLESS OTHERWISE SPECIFIED:	CHK EDWARD HOWARD 26SEP2002	NAME EDWARD HOWARD	
0 PLC ± -	1 PLC ± -	APVD EDWARD HOWARD	PRODUCT SPEC	
2 PLC ± -	3 PLC ± .005	APPLICATION SPEC	SIZE CAGE CODE DRAWING NO	
4 PLC ± -	ANGLES ± -	WEIGHT	A3 00779	C-1601755
MATERIAL UNS C26000 BRASS	FINISH NONE	CUSTOMER DRAWING	RESTRICTED TO	
			SCALE 1:1	SHEET 1 OF 1 REV 0