

4

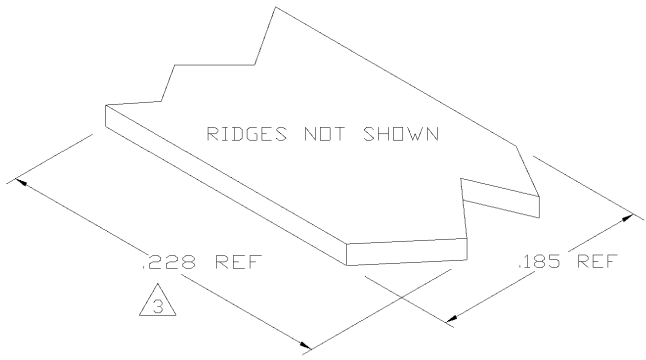
3

2

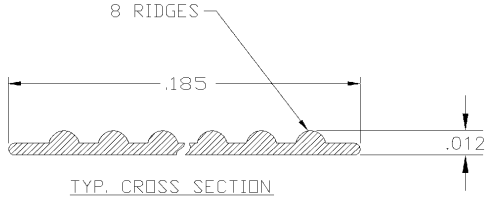
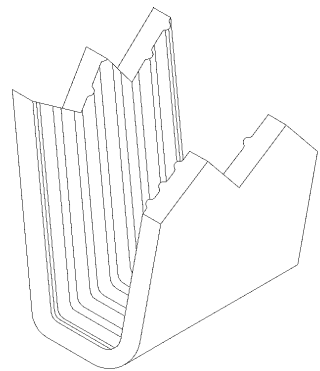
1

THIS DRAWING IS UNPUBLISHED. RELEASED FOR PUBLICATION  
 COPYRIGHT BY TYCO ELECTRONICS CORPORATION. ALL RIGHTS RESERVED.

LOC		DIST		REVISIONS			
P	LTR	DESCRIPTION	DATE	DWN	APVD		
	0	TRANSFERRED TO TYCO FORMAT	19JUN02	MF	EH		



- 1 CRIMPBAND MATERIAL PROVIDED IN CONTINUOUS STRIP.
  - 2 REFERENCE DESCRIPTIVE PART NUMBER L032/036E12A.
- △3 BLANK LENGTH DETERMINED BY 032/036 TOOLSET.



1601553-1  
PART NUMBER

THIS DRAWING IS A CONTROLLED DOCUMENT.		DWN 19JUN2002 MICHAEL S. FEHER		Tyco Electronics Corporation Harrisburg, PA 17105-3608	
DIMENSIONS: INCHES		CHK 19JUN2002 EDWARD HOWARD		NAME EDWARD HOWARD	
TOLERANCES UNLESS OTHERWISE SPECIFIED:		APVD 19JUN2002 EDWARD HOWARD	PRODUCT SPEC		
0 PLC ± -		APPLICATION SPEC			
1 PLC ± -		WEIGHT			
2 PLC ± -		SIZE CAGE CODE DRAWING NO			
3 PLC ± .005		A3 00779 C-1601553			
4 PLC ± -		RESTRICTED TO			
ANGLES ± -		MATERIAL FINISH			
UNS C72500 CU-NI ALLOY		NONE			
		CUSTOMER DRAWING		SCALE 1:1	SHEET 1 OF 1

PARTIAL FORMED VIEW (REF)  
FORMED BY APPLICATION TOOLING