

4

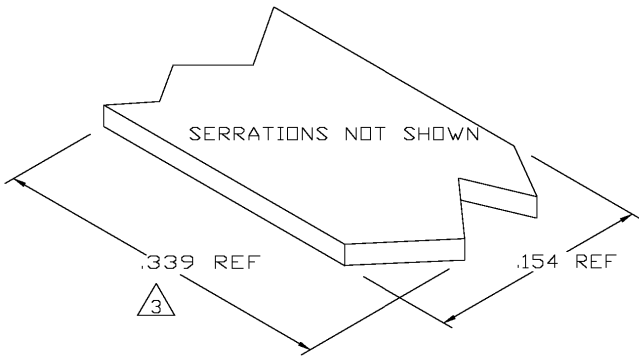
3

2

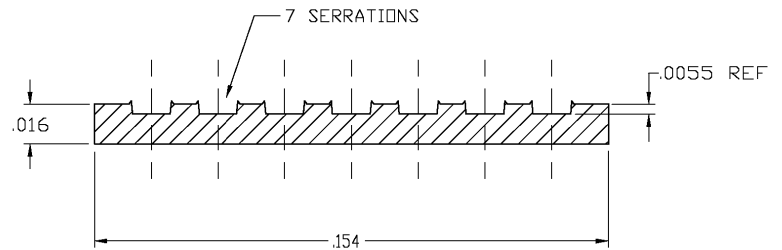
1

THIS DRAWING IS UNPUBLISHED. RELEASED FOR PUBLICATION
 © COPYRIGHT - BY TYCO ELECTRONICS CORPORATION. ALL RIGHTS RESERVED.

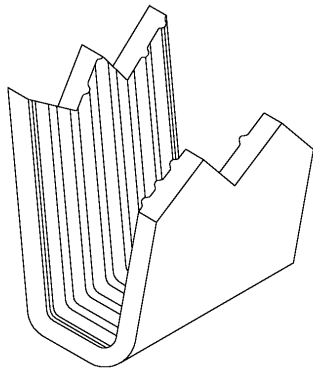
LOC		DIST		REVISIONS			
P	LTR	DESCRIPTION		DATE	DWN	APVD	
		0		TRANSFERRED TO TYCO FORMAT	31MAR03	MF	EH



- 1 CRIMPBAND MATERIAL PROVIDED IN CONTINUOUS STRIP.
 - 2 REFERENCE DESCRIPTIVE PART NUMBER L0766R16B.
- 3 BLANK LENGTH DETERMINED BY 076 TOOLSET.



TYP. CROSS SECTION



PARTIAL FORMED VIEW (REF)
FORMED BY APPLICATION TOOLING

1601644-1

PART NUMBER

THIS DRAWING IS A CONTROLLED DOCUMENT.		DWN MICHAEL S. FEHER 31MAR2003	Tyco Electronics Corporation Harrisburg, PA 17105-360B	
DIMENSIONS: INCHES		CHK EDWARD HOWARD 31MAR2003		
TOLERANCES UNLESS OTHERWISE SPECIFIED:		APVD EDWARD HOWARD 31MAR2003	NAME -	
0 PLC ± -		PRODUCT SPEC	-	
1 PLC ± -		APPLICATION SPEC	-	
2 PLC ± -		WEIGHT	-	
3 PLC ± .005		SIZE	A3	
4 PLC ± -		CAGE CODE	00779	
ANGLES ± -		DRAWING NO	C-1601644	
MATERIAL UNS C26000 BRASS	FINISH NONE	CUSTOMER DRAWING	RESTRICTED TO	-
SCALE 1:1			SHEET 1 OF 1	REV 0