

4

3

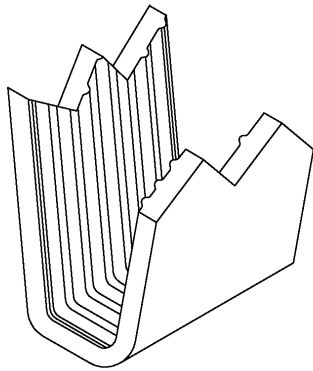
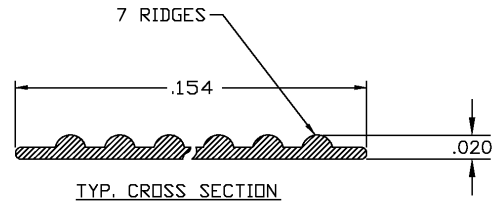
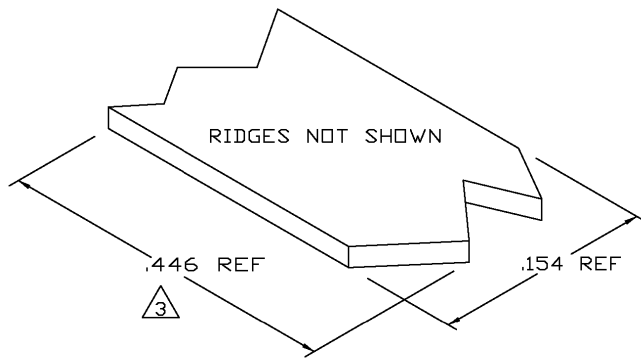
2

1

THIS DRAWING IS UNPUBLISHED. RELEASED FOR PUBLICATION
 © COPYRIGHT - BY TYCO ELECTRONICS CORPORATION. ALL RIGHTS RESERVED.

LDC		DIST		REVISIONS			
P	LTR	DESCRIPTION	DATE	DWN	APVD		
0		TRANSFERRED TO TYCO FORMAT	16SEP02	MF	EH		

- CRIMPBAND MATERIAL PROVIDED IN CONTINUOUS STRIP.
 - REFERENCE DESCRIPTIVE PART NUMBER L125D20B.
- △ 3 BLANK LENGTH DETERMINED BY 125 TOOLSET.



PARTIAL FORMED VIEW (REF)
 FORMED BY APPLICATION TOOLING

1601730-1

PART NUMBER

THIS DRAWING IS A CONTROLLED DOCUMENT.		DWN MICHAEL S. FEHER 16SEP2002	Tyco Electronics Corporation Harrisburg, PA 17105-3608	
DIMENSIONS: INCHES		CHK EDWARD HOWARD 16SEP2002	NAME EDWARD HOWARD	
TOLERANCES UNLESS OTHERWISE SPECIFIED:		APVD EDWARD HOWARD 16SEP2002	PRODUCT SPEC -	
0 PLC ± -		APPLICATION SPEC	RESTRICTED TO	
1 PLC ± -		WEIGHT	-	
2 PLC ± -		MATERIAL UNS C26000 BRASS	SIZE A3	CAGE CODE 00779
3 PLC ± .005		FINISH NONE	DRAWING NO 1601730	DRAWING NO 1601730
4 PLC ± -		CUSTOMER DRAWING	SCALE 1:1	SHEET 1 OF 1
ANGLES ± -			REV 0	