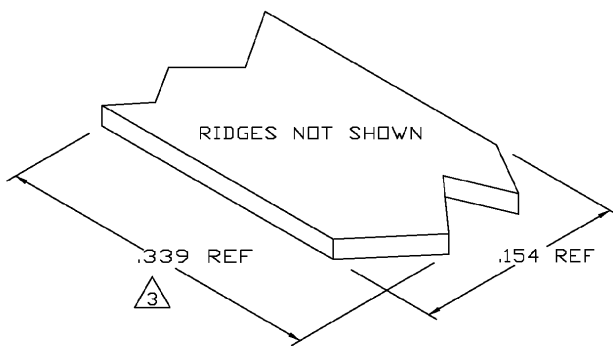
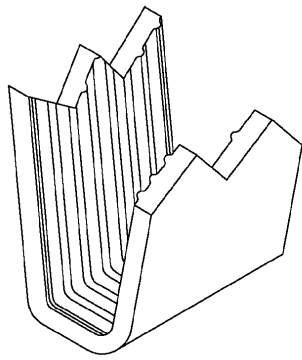
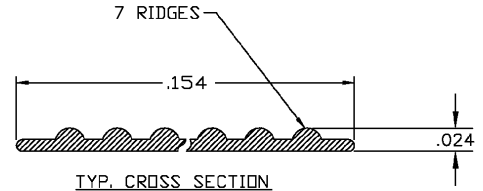


THIS DRAWING IS UNPUBLISHED. RELEASED FOR PUBLICATION  
 © COPYRIGHT BY TYCO ELECTRONICS CORPORATION. ALL RIGHTS RESERVED.

LOC	DIST	REVISIONS				
P	LTR	DESCRIPTION	DATE	DWN	APVD	
AF	50	O	TRANSFERRED TO TYCO FORMAT	21AUG02	MF	EH



- 1 CRIMPBAND MATERIAL PROVIDED IN CONTINUOUS STRIP.
- 2 REFERENCE DESCRIPTIVE PART NUMBER L076D24B.
- 3 △ BLANK LENGTH DETERMINED BY 076 TOOLSET.



PARTIAL FORMED VIEW (REF)  
 FORMED BY APPLICATION TOOLING

1601668-1  
 PART NUMBER

THIS DRAWING IS A CONTROLLED DOCUMENT.		DWN MICHAEL S. FEHER 18APR2002	21AUG2002	 Tyco Electronics Corporation Harrisburg, PA 17105-3608
DIMENSIONS: INCHES		CHK EDWARD HOWARD 18APR2002	APVD EDWARD HOWARD 18APR2002	
TOLERANCES UNLESS OTHERWISE SPECIFIED:		PRODUCT SPEC		NAME CRIMPBAND, RTM
0 PLC ± -		APPLICATION SPEC		
1 PLC ± -		WEIGHT		SIZE A3
2 PLC ± -		FINISH		CAGE CODE 00779
3 PLC ± .005		MATERIAL UNS C26000 BRASS		DRAWING NO 1601668
4 PLC ± -		NONE		RESTRICTED TO
ANGLES ± -		CUSTOMER DRAWING		SCALE 1:1
				SHEET 1 OF 1
				REV 0

AMP 1470-19 REV 31MAR2000

H:\