

4

3

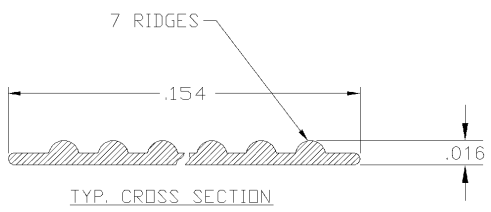
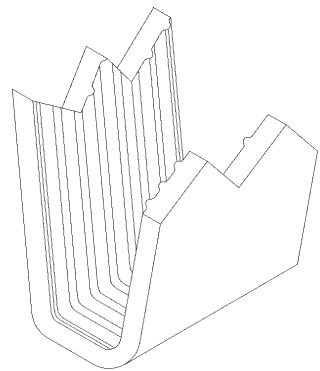
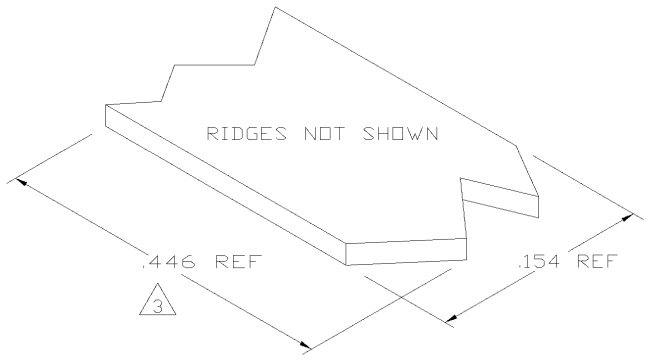
2

1

THIS DRAWING IS UNPUBLISHED. RELEASED FOR PUBLICATION
 © COPYRIGHT BY TYCO ELECTRONICS CORPORATION. ALL RIGHTS RESERVED.

LOC	QTY	REVISIONS			
P	LTR	DESCRIPTION	DATE	DWN	APVD
AF	50	0	TRANSFERRED TO TYCO FORMAT	07MAY02	MF EH

- CRIMPBAND MATERIAL PROVIDED IN CONTINUOUS STRIP.
 - REFERENCE DESCRIPTIVE PART NUMBER G125D16B.
- △3 BLANK LENGTH DETERMINED BY 125 TOOLSET.



1601529-1
 PART NUMBER

THIS DRAWING IS A CONTROLLED DOCUMENT.		DWN MICHAEL S. FEHER 07MAY2002	 Tyco Electronics Corporation Harrisburg, PA 17105-3608
DIMENSIONS: INCHES		CHK EDWARD HOWARD 07MAY2002	
TOLERANCES UNLESS OTHERWISE SPECIFIED:		APVD EDWARD HOWARD 07MAY2002	NAME -
0 PLC ± -	PRODUCT SPEC	APPLICATION SPEC	CRIMPBAND, RTM
1 PLC ± -	2 PLC ± -	WEIGHT	SIZE CAGE CODE DRAWING NO
3 PLC ± .005	4 PLC ± -	MATERIAL UNS C26000 BRASS	A3100779 C-1601529
ANGLES ± -	FINISH NONE	CUSTOMER DRAWING	RESTRICTED TO
		SCALE 1:1	SHEET 1 OF 1 REV Q

AMP 1470-19 REV 31MAR2000

H:\