

4

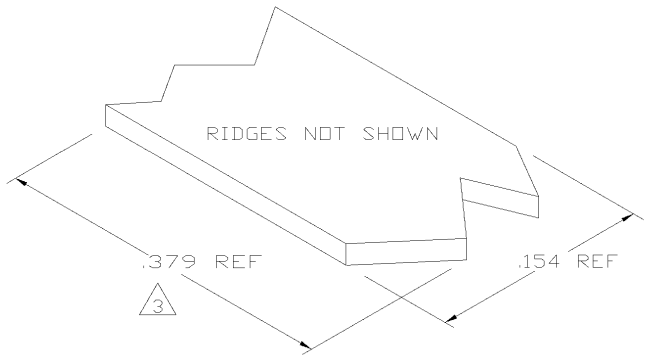
3

2

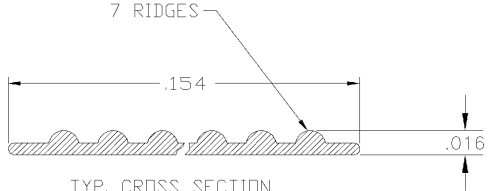
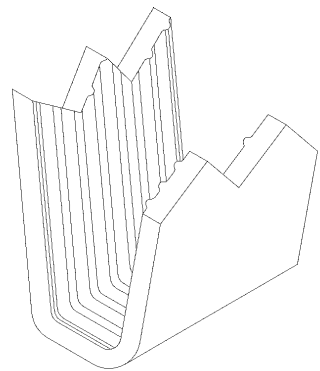
1

THIS DRAWING IS UNPUBLISHED. RELEASED FOR PUBLICATION  
 © COPYRIGHT BY TYCO ELECTRONICS CORPORATION. ALL RIGHTS RESERVED.

LOC	DIST	REVISIONS			
P	LTR	DESCRIPTION	DATE	DWN	APVD
AF	50	0	TRANSFERRED TO TYCO FORMAT	07MAY02	MF EH



- 1 CRIMPBAND MATERIAL PROVIDED IN CONTINUOUS STRIP.
  - 2 REFERENCE DESCRIPTIVE PART NUMBER L092D16TB.
- 3 BLANK LENGTH DETERMINED BY 092 TOOLSET.



1601693-1  
PART NUMBER

THIS DRAWING IS A CONTROLLED DOCUMENT.		DWN MICHAEL S. FEHER 07MAY2002	 Tyco Electronics Corporation Harrisburg, PA 17105-3608
DIMENSIONS: INCHES		CHK EDWARD HOWARD 07MAY2002	
TOLERANCES UNLESS OTHERWISE SPECIFIED:		APVD EDWARD HOWARD 07MAY2002	NAME -
0 PLC ± -		PRODUCT SPEC	CRIMPBAND, RTM
1 PLC ± -		APPLICATION SPEC	-
2 PLC ± -		WEIGHT	SIZE CAGE CODE DRAWING NO
3 PLC ± .005		RESTRICTED TO	A3 00779 C-1601693
4 PLC ± -		MATERIAL	SCALE 1:1 SHEET 1 OF 1 REV Q
ANGLES ± -		FINISH	
UNS C26000 BRASS		TIN PLATED	
		CUSTOMER DRAWING	