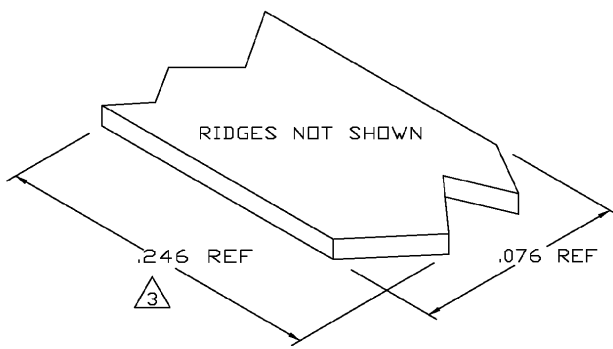
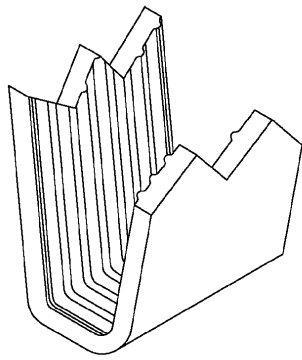
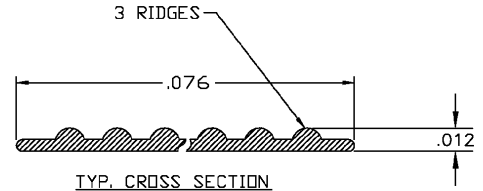


THIS DRAWING IS UNPUBLISHED. RELEASED FOR PUBLICATION
 © COPYRIGHT BY TYCO ELECTRONICS CORPORATION. ALL RIGHTS RESERVED.

| LOC | DIST | REVISIONS | | | | |
|-----|------|-------------|----------------------------|---------|------|----|
| P | LTR | DESCRIPTION | DATE | DWN | APVD | |
| AF | 50 | O | TRANSFERRED TO TYCO FORMAT | 10JUL02 | MF | EH |



- 1 CRIMPBAND MATERIAL PROVIDED IN CONTINUOUS STRIP.
 - 2 REFERENCE DESCRIPTIVE PART NUMBER L045M12B.
- △ 3 BLANK LENGTH DETERMINED BY 045 TOOLSET.



PARTIAL FORMED VIEW (REF)
 FORMED BY APPLICATION TOOLING

1601578-1
 PART NUMBER

| | | | |
|--|--------------|--------------------------------------|---|
| THIS DRAWING IS A CONTROLLED DOCUMENT. | | DWN MICHAEL S. FEHER 10JUL2002 | Tyco Electronics Corporation Harrisburg, PA 17105-3608 |
| DIMENSIONS: INCHES | | CHK EDWARD HOWARD 10JUL2002 | |
| TOLERANCES UNLESS OTHERWISE SPECIFIED: | | APVD EDWARD HOWARD 10JUL2002 | NAME - |
| 0 PLC ± - | 1 PLC ± - | PRODUCT SPEC | CRIMPBAND, RTM |
| 2 PLC ± - | 3 PLC ± .005 | APPLICATION SPEC | - |
| 4 PLC ± - | ANGLES ± - | WEIGHT | SIZE CAGE CODE DRAWING NO |
| MATERIAL UNS C26000 BRASS | | FINISH NONE | A3 00779 1601578 |
| | | CUSTOMER DRAWING | RESTRICTED TO |
| | | SCALE 1:1 | SHEET 1 OF 1 |
| | | | REV 0 |