

4

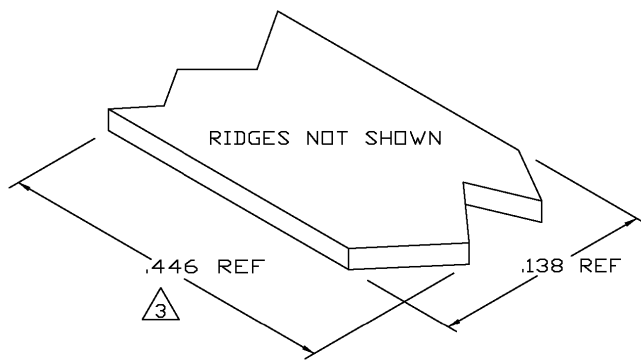
3

2

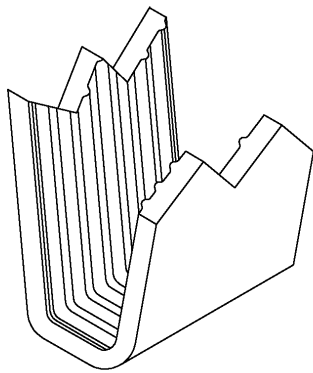
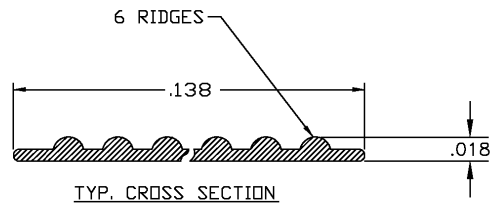
1

THIS DRAWING IS UNPUBLISHED. RELEASED FOR PUBLICATION
 © COPYRIGHT - BY TYCO ELECTRONICS CORPORATION. ALL RIGHTS RESERVED.

LDC		DIST		REVISIONS			
P	LTR	DESCRIPTION	DATE	DWN	APVD		
0		TRANSFERRED TO TYCO FORMAT	16SEP02	MF	EH		



- 1 CRIMPBAND MATERIAL PROVIDED IN CONTINUOUS STRIP.
 - 2 REFERENCE DESCRIPTIVE PART NUMBER L125C18B.
- 3 BLANK LENGTH DETERMINED BY 125 TOOLSET.



PARTIAL FORMED VIEW (REF)
 FORMED BY APPLICATION TOOLING

1601723-1

PART NUMBER

THIS DRAWING IS A CONTROLLED DOCUMENT.		DWN 16SEP2002 MICHAEL S. FEHER		Tyco Electronics Corporation Harrisburg, PA 17105-3608	
DIMENSIONS: INCHES		TOLERANCES UNLESS OTHERWISE SPECIFIED:		APVD 16SEP2002 EDWARD HOWARD	
0 PLC ± -		1 PLC ± -		NAME EDWARD HOWARD	
1 PLC ± -		2 PLC ± -		PRODUCT SPEC	
2 PLC ± -		3 PLC ± .005		APPLICATION SPEC	
3 PLC ± -		4 PLC ± -		WEIGHT	
4 PLC ± -		ANGLES ± -		SIZE CAGE CODE DRAWING NO A3 00779 C-1601723	
MATERIAL UNS C26000 BRASS		FINISH NONE		RESTRICTED TO	
CUSTOMER DRAWING				SCALE 1:1 SHEET 1 OF 1 REV 0	