

4

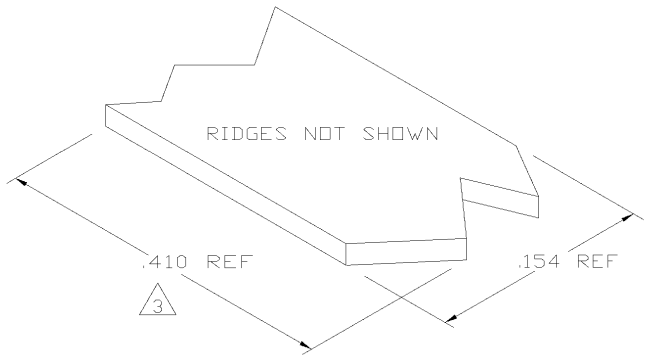
3

2

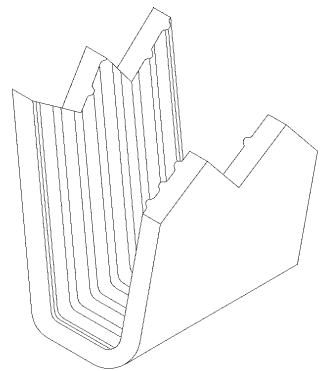
1

THIS DRAWING IS UNPUBLISHED. RELEASED FOR PUBLICATION  
 © COPYRIGHT BY TYCO ELECTRONICS CORPORATION. ALL RIGHTS RESERVED.

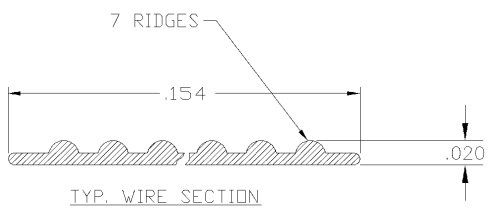
LOC	DIST	REVISIONS			
P	LTR	DESCRIPTION	DATE	DWN	APVD
AF	50	0	TRANSFERRED TO TYCO FORMAT	11APR02	MF EH



- 1 CRIMPBAND MATERIAL PROVIDED IN CONTINUOUS STRIP.
  - 2 THIS PART NUMBER WAS AMTRONICS NUMBER L092/125-D20B.
- △3 BLANK LENGTH DETERMINED BY 092/125 TOOLSET.



PARTIAL FORMED VIEW (REF)  
FORMED BY APPLICATION TOOLING



1601681-1  
PART NUMBER

THIS DRAWING IS A CONTROLLED DOCUMENT.		DWN MICHAEL S. FEHER 11APR2002	<b>tyco</b> <b>Electronics</b>	Tyco Electronics Corporation Harrisburg, PA 17105-3608	
DIMENSIONS: INCHES	TOLERANCES UNLESS OTHERWISE SPECIFIED:	CHK EDWARD HOWARD 11APR2002		NAME EDWARD HOWARD	
	0 PLC ± -	APVD EDWARD HOWARD 11APR2002	PRODUCT SPEC		
	1 PLC ± -	APPLICATION SPEC	SIZE CAGE CODE DRAWING NO		
	2 PLC ± -	WEIGHT	A3 00779 C-1601681		
	3 PLC ± .005		RESTRICTED TO		
	4 PLC ± -		SCALE 1:1 SHEET 1 OF 1 REV Q		
	ANGLES ± -				
MATERIAL UNS C26000 BRASS	FINISH NONE	CUSTOMER DRAWING			