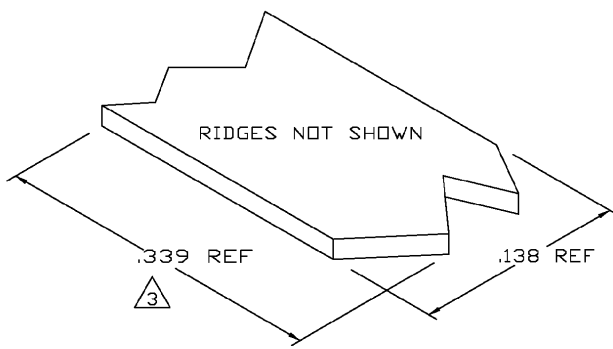
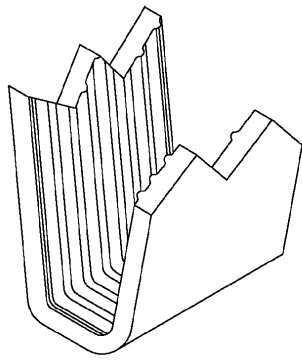
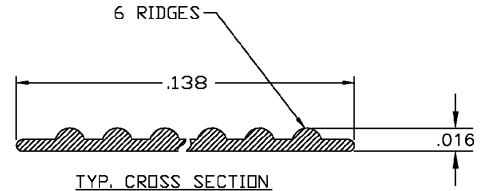


THIS DRAWING IS UNPUBLISHED. RELEASED FOR PUBLICATION  
 © COPYRIGHT BY TYCO ELECTRONICS CORPORATION. ALL RIGHTS RESERVED.

LOC	DIST	REVISIONS			
P	LTR	DESCRIPTION	DATE	DWN	APVD
AF	50	O	TRANSFERRED TO TYCO FORMAT	21AUG02	MF EH



- 1 CRIMPBAND MATERIAL PROVIDED IN CONTINUOUS STRIP.
- 2 REFERENCE DESCRIPTIVE PART NUMBER L076C16A.
- 3 BLANK LENGTH DETERMINED BY 076 TOOLSET.



PARTIAL FORMED VIEW (REF)  
 FORMED BY APPLICATION TOOLING

1601650-1  
 PART NUMBER

THIS DRAWING IS A CONTROLLED DOCUMENT.		DWN: MICHAEL S. FEHER CHK: EDWARD HOWARD	21AUG2002 18APR2002	Tyco Electronics Corporation Harrisburg, PA 17105-3608
DIMENSIONS: INCHES 		APVD: EDWARD HOWARD	18APR2002	
TOLERANCES UNLESS OTHERWISE SPECIFIED: 0 PLC ± - 1 PLC ± - 2 PLC ± - 3 PLC ± .005 4 PLC ± - ANGLES ± -		PRODUCT SPEC: - APPLICATION SPEC: -		SIZE: A3
MATERIAL: UNS C72500 CU-IN ALLOY		FINISH: NONE		WEIGHT: -
		CUSTOMER DRAWING		CAGE CODE: 00779 DRAWING NO: 1601650 RESTRICTED TO: - SCALE: 1:1 SHEET 1 OF 1 REV 0