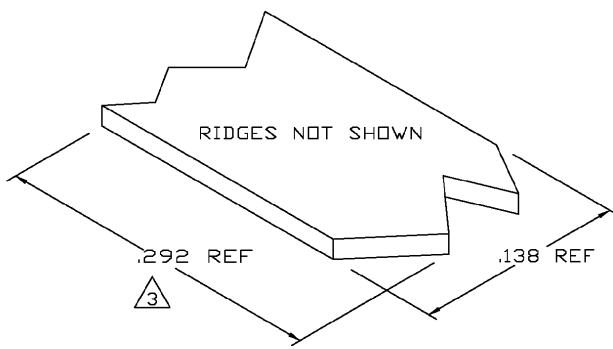
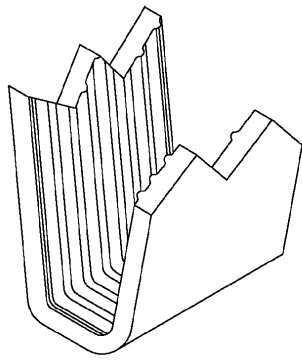
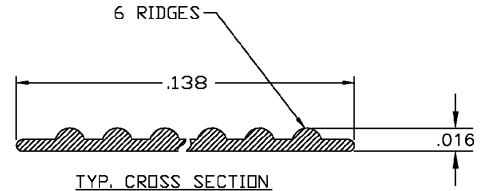


THIS DRAWING IS UNPUBLISHED. RELEASED FOR PUBLICATION  
 © COPYRIGHT BY TYCO ELECTRONICS CORPORATION. ALL RIGHTS RESERVED.

LOC	DIST	REVISIONS			
P	LTR	DESCRIPTION	DATE	DWN	APVD
AF	50	O	TRANSFERRED TO TYCO FORMAT	24JUL02	MF EH



- 1 CRIMPBAND MATERIAL PROVIDED IN CONTINUOUS STRIP.
  - 2 REFERENCE DESCRIPTIVE PART NUMBER L061C16A.
- △ 3 BLANK LENGTH DETERMINED BY 061 TOOLSET.



PARTIAL FORMED VIEW (REF)  
 FORMED BY APPLICATION TOOLING

1601614-1  
 PART NUMBER

THIS DRAWING IS A CONTROLLED DOCUMENT.		DWN MICHAEL S. FEHER 24JUL2002	 Tyco Electronics Corporation Harrisburg, PA 17105-3608
DIMENSIONS: INCHES		CHK EDWARD HOWARD 24JUL2002	
TOLERANCES UNLESS OTHERWISE SPECIFIED:		APVD EDWARD HOWARD 24JUL2002	NAME
0 PLC ± -	1 PLC ± -	PRODUCT SPEC	CRIMPBAND, RTM
2 PLC ± -	3 PLC ± .005	APPLICATION SPEC	
4 PLC ± -	ANGLES ± -	WEIGHT	SIZE CAGE CODE DRAWING NO
MATERIAL UNS C72500 CU-NI ALLOY		FINISH NONE	A3 00779 1601614
		CUSTOMER DRAWING	RESTRICTED TO
		SCALE 1:1	SHEET 1 OF 1 REV 0