

4

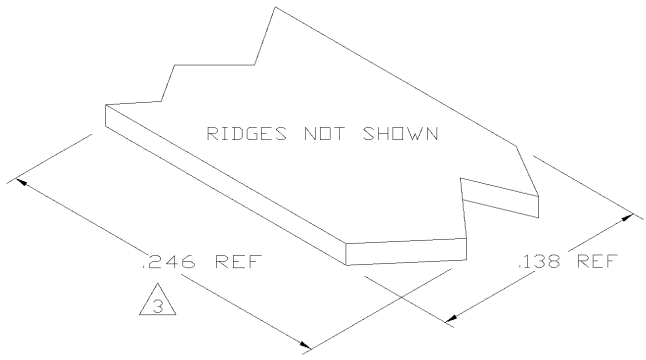
3

2

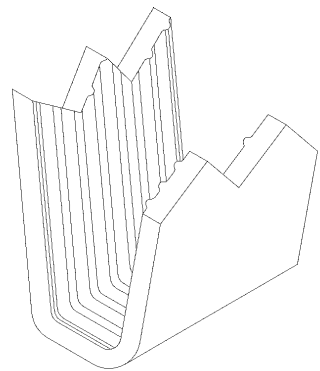
1

THIS DRAWING IS UNPUBLISHED. RELEASED FOR PUBLICATION
 © COPYRIGHT BY TYCO ELECTRONICS CORPORATION. ALL RIGHTS RESERVED.

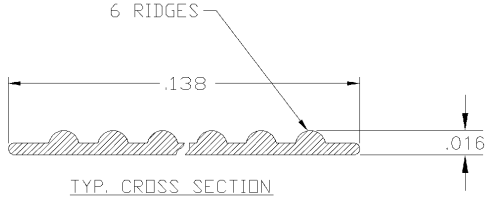
LOC	DIST	REVISIONS				
P	LTR	DESCRIPTION	DATE	DWN	APVD	
AF	50	0	TRANSFERRED TO TYCO FORMAT	07MAY02	MF	EH



- 1 CRIMPBAND MATERIAL PROVIDED IN CONTINUOUS STRIP.
 - 2 REFERENCE DESCRIPTIVE PART NUMBER L092C16B.
- △ 3 BLANK LENGTH DETERMINED BY 092 TOOLSET.



PARTIAL FORMED VIEW (REF)
 FORMED BY APPLICATION TOOLING



1601687-1
 PART NUMBER

THIS DRAWING IS A CONTROLLED DOCUMENT.		DWN MICHAEL S. FEHER 07MAY2002		Tyco Electronics Corporation Harrisburg, PA 17105-3608	
DIMENSIONS: INCHES		CHK EDWARD HOWARD 07MAY2002		NAME EDWARD HOWARD	
TOLERANCES UNLESS OTHERWISE SPECIFIED:		APVD EDWARD HOWARD 07MAY2002	PRODUCT SPEC		
0 PLC ± -		APPLICATION SPEC			
1 PLC ± -		WEIGHT			
2 PLC ± -		SIZE CAGE CODE DRAWING NO			
3 PLC ± .005		A3 00779 C-1601687			
4 PLC ± -		RESTRICTED TO			
ANGLES ± -		MATERIAL FINISH			
UNS C26000 BRASS		NONE			
		CUSTOMER DRAWING		SCALE 1:1	SHEET 1 OF 1 REV Q