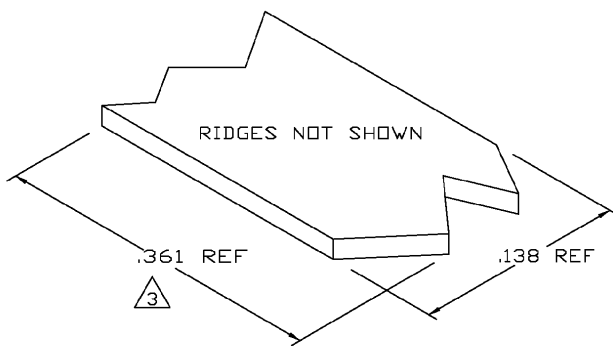
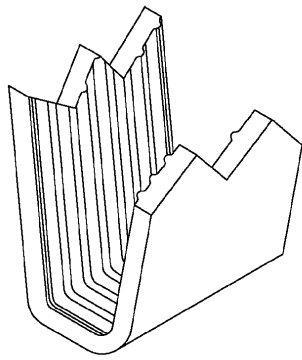
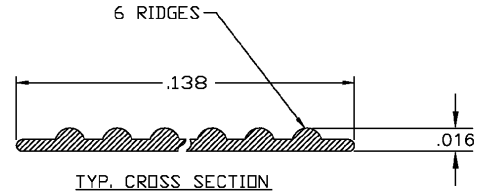


THIS DRAWING IS UNPUBLISHED. RELEASED FOR PUBLICATION
 © COPYRIGHT BY TYCO ELECTRONICS CORPORATION. ALL RIGHTS RESERVED.

| LOC | DIST | REVISIONS | | | | |
|-----|------|-------------|---------------------------|---------|------|----|
| P | LTR | DESCRIPTION | DATE | DWN | APVD | |
| AF | 50 | O | TRANSFERED TO TYCO FORMAT | 05AUG02 | MF | EH |



- 1 CRIMPBAND MATERIAL PROVIDED IN CONTINUOUS STRIP.
 - 2 REFERENCE DESCRIPTIVE PART NUMBER L076/092C16B.
- 3 BLANK LENGTH DETERMINED BY 076/092 TOOLSET.



PARTIAL FORMED VIEW (REF)
 FORMED BY APPLICATION TOOLING

1601640-1
 PART NUMBER

| | | | | |
|--|--|---|------------------------|---|
| THIS DRAWING IS A CONTROLLED DOCUMENT. | | DWN MICHAEL S. FEHER CHK EDWARD HOWARD | 05AUG2002 05AUG2002 | Tyco Electronics Corporation Harrisburg, PA 17105-3608 |
| DIMENSIONS: INCHES | | APVD EDWARD HOWARD | 05AUG2002 | |
| TOLERANCES UNLESS OTHERWISE SPECIFIED: 0 PLC ± - 1 PLC ± - 2 PLC ± - 3 PLC ± .005 4 PLC ± - ANGLES ± - | | PRODUCT SPEC | | CRIMPBAND, RTM |
| MATERIAL UNS C26000 BRASS | | FINISH NONE | | SIZE A3 |
| | | WEIGHT | | CAGE CODE 00779 |
| | | CUSTOMER DRAWING | | DRAWING NO 1601640 |
| | | SCALE 1:1 | | RESTRICTED TO |
| | | SHEET 1 OF 1 | | REV 0 |