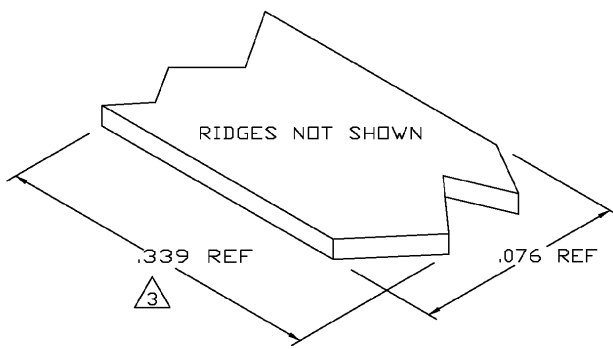
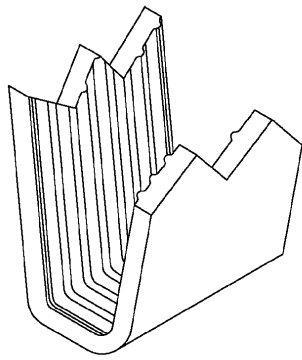
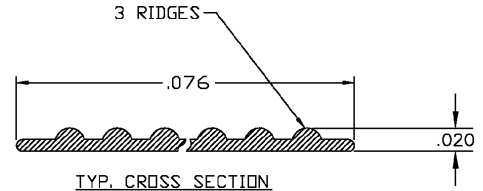


THIS DRAWING IS UNPUBLISHED. RELEASED FOR PUBLICATION
 © COPYRIGHT BY TYCO ELECTRONICS CORPORATION. ALL RIGHTS RESERVED.

LOC	DIST	REVISIONS			
P	LTR	DESCRIPTION	DATE	DWN	APVD
AF	50	O	TRANSFERRED TO TYCO FORMAT	21AUG02	MF EH



- 1 CRIMPBAND MATERIAL PROVIDED IN CONTINUOUS STRIP.
 - 2 REFERENCE DESCRIPTIVE PART NUMBER L076B20B.
- 3 BLANK LENGTH DETERMINED BY 076 TOOLSET.



1601649-1
PART NUMBER

THIS DRAWING IS A CONTROLLED DOCUMENT.		DWN MICHAEL S. FEHER 18APR2002	21AUG2002	 Tyco Electronics Corporation Harrisburg, PA 17105-3608
DIMENSIONS: INCHES		CHK EDWARD HOWARD 18APR2002	APVD EDWARD HOWARD 18APR2002	
TOLERANCES UNLESS OTHERWISE SPECIFIED:		PRODUCT SPEC		NAME
0 PLC ± -		APPLICATION SPEC		CRIMPBAND, RTM
1 PLC ± -		WEIGHT		SIZE
2 PLC ± -		FINISH		CAGE CODE
3 PLC ± .005		MATERIAL		DRAWING NO
4 PLC ± -		JNS C26000 BRASS		A3 00779
ANGLES ± -		NONE		1601649
FINISH		CUSTOMER DRAWING		RESTRICTED TO
		SCALE 1:1		SHEET 1 OF 1
				REV 0

AMP 1470-19 REV 31MAR2000

H:\