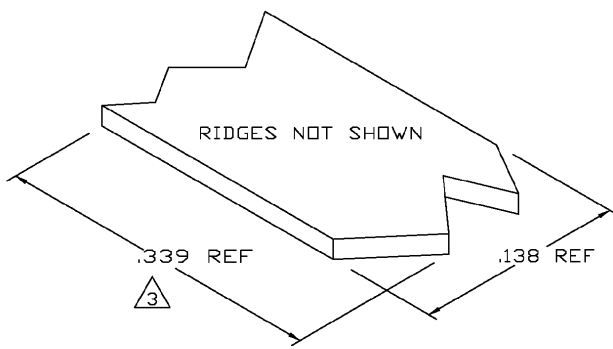
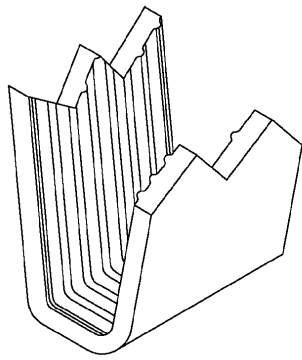
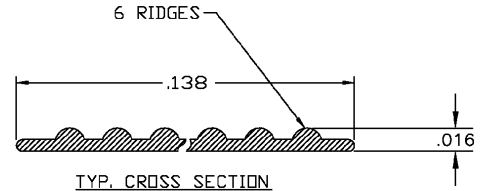


THIS DRAWING IS UNPUBLISHED. RELEASED FOR PUBLICATION  
 © COPYRIGHT BY TYCO ELECTRONICS CORPORATION. ALL RIGHTS RESERVED.

LOC	DIST	REVISIONS				
P	LTR	DESCRIPTION	DATE	DWN	APVD	
AF	50	O	TRANSFERRED TO TYCO FORMAT	21AUG02	MF	EH



- 1 CRIMPBAND MATERIAL PROVIDED IN CONTINUOUS STRIP.
- 2 REFERENCE DESCRIPTIVE PART NUMBER L076C16B.
- 3 △ BLANK LENGTH DETERMINED BY 076 TOOLSET.



1601651-1  
PART NUMBER

THIS DRAWING IS A CONTROLLED DOCUMENT.		DWN MICHAEL S. FEHER 21AUG2002	Tyco Electronics Corporation Harrisburg, PA 17105-3608	
DIMENSIONS: INCHES		CHK EDWARD HOWARD 18APR2002	NAME	
TOLERANCES UNLESS OTHERWISE SPECIFIED:		APVD EDWARD HOWARD 18APR2002	CRIMPBAND, RTM	
0 PLC ± -		PRODUCT SPEC	SIZE	
1 PLC ± -		APPLICATION SPEC	CAGE CODE	
2 PLC ± -		WEIGHT	DRAWING NO	
3 PLC ± .005		FINISH	RESTRICTED TO	
4 PLC ± -		A3 00779 1601651		
ANGLES ± -		CUSTOMER DRAWING		
MATERIAL JNS C26000 BRASS		SCALE 1:1 SHEET 1 OF 1 REV 0		

PARTIAL FORMED VIEW (REF)  
FORMED BY APPLICATION TOOLING