

4

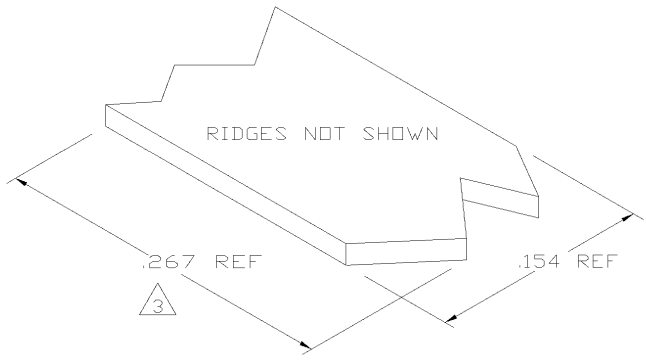
3

2

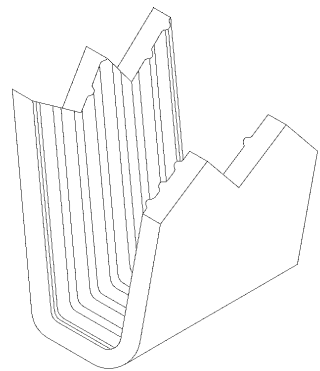
1

THIS DRAWING IS UNPUBLISHED. RELEASED FOR PUBLICATION
 © COPYRIGHT BY TYCO ELECTRONICS CORPORATION. ALL RIGHTS RESERVED.

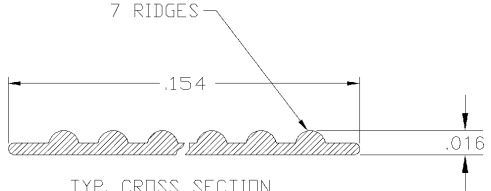
LOC	DIST	REVISIONS			
P	LTR	DESCRIPTION	DATE	DWN	APVD
AF	50	0	TRANSFERRED TO TYCO FORMAT	20MAY02	MF EH



- 1 CRIMPBAND MATERIAL PROVIDED IN CONTINUOUS STRIP.
 - 2 REFERENCE DESCRIPTIVE PART NUMBER L051D16B.
- △ 3 BLANK LENGTH DETERMINED BY 051 TOOLSET.



PARTIAL FORMED VIEW (REF)
 FORMED BY APPLICATION TOOLING



1601588-1
 PART NUMBER

THIS DRAWING IS A CONTROLLED DOCUMENT.		DWN MICHAEL S. FEHER 20MAY2002		Tyco Electronics Corporation Harrisburg, PA 17105-3608	
DIMENSIONS: INCHES		CHK EDWARD HOWARD 20MAY2002		NAME EDWARD HOWARD	
TOLERANCES UNLESS OTHERWISE SPECIFIED:		APVD EDWARD HOWARD 20MAY2002	PRODUCT SPEC -		
0 PLC ± -		APPLICATION SPEC -	SIZE A3		
1 PLC ± -		WEIGHT -	CAGE CODE 00779		
2 PLC ± -		MATERIAL UNS C26000 BRASS	DRAWING NO 1601588		
3 PLC ± .005			RESTRICTED TO -		
4 PLC ± -		FINISH NONE	CUSTOMER DRAWING		
ANGLES ± -			SCALE 1:1 SHEET 1 OF 1 REV Q		