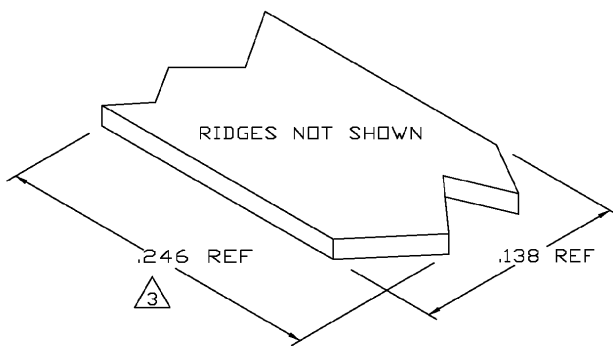
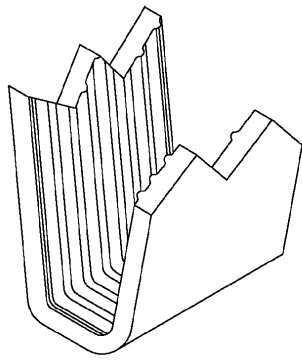
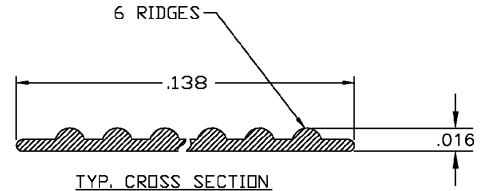


THIS DRAWING IS UNPUBLISHED. RELEASED FOR PUBLICATION  
 © COPYRIGHT BY TYCO ELECTRONICS CORPORATION. ALL RIGHTS RESERVED.

| LOC | DIST | REVISIONS   |                            |         |       |
|-----|------|-------------|----------------------------|---------|-------|
| P   | LTR  | DESCRIPTION | DATE                       | DWN     | APVD  |
| AF  | 50   | O           | TRANSFERRED TO TYCO FORMAT | 08JUL02 | MF EH |



- 1 CRIMPBAND MATERIAL PROVIDED IN CONTINUOUS STRIP.
  - 2 REFERENCE DESCRIPTIVE PART NUMBER L045C16B.
- △ 3 BLANK LENGTH DETERMINED BY 045 TOOLSET.



PARTIAL FORMED VIEW (REF)  
 FORMED BY APPLICATION TOOLING

1601571-1  
 PART NUMBER

|  |  |                                      |   |  |
|--|--|--------------------------------------|---|--|
| THIS DRAWING IS A CONTROLLED DOCUMENT. |  | DWN<br>MICHAEL S. FEHER<br>08JUL2002 | Tyco Electronics Corporation<br>Harrisburg, PA 17105-3608 |  |
| DIMENSIONS:<br>INCHES                  |  | CHK<br>EDWARD HOWARD<br>08JUL2002    | NAME  |  |
| TOLERANCES UNLESS OTHERWISE SPECIFIED: |  | APVD<br>EDWARD HOWARD<br>08JUL2002   | PRODUCT SPEC  |  |
| 0 PLC ± -                              |  | APPLICATION SPEC                     |   |  |
| 1 PLC ± -                              |  | SIZE                                 |   |  |
| 2 PLC ± -                              |  | CAGE CODE                            |   |  |
| 3 PLC ± .005                           |  | DRAWING NO                           |   |  |
| 4 PLC ± -                              |  | RESTRICTED TO                        |   |  |
| ANGLES ± -                             |  | A3 00779 1601571                     |   |  |
| FINISH                                 |  | CUSTOMER DRAWING                     |   |  |
| MATERIAL<br>UNS C26000 BRASS           |  | SCALE 1:1 SHEET 1 OF 1 REV 0         |   |  |
| FINISH<br>NONE                         |  |                                      |   |  |