

4

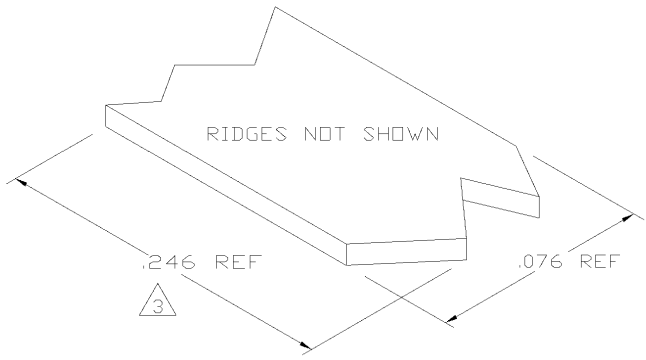
3

2

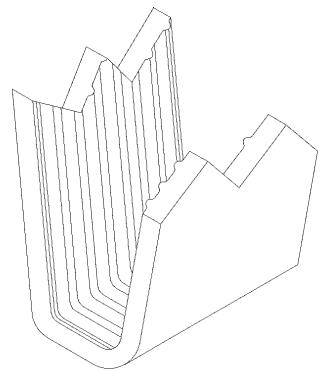
1

THIS DRAWING IS UNPUBLISHED. RELEASED FOR PUBLICATION  
 © COPYRIGHT - BY TYCO ELECTRONICS CORPORATION. ALL RIGHTS RESERVED.

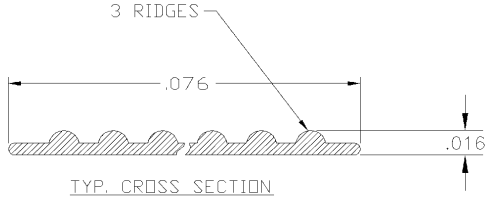
LOC	DIST	REVISIONS			
P	LTR	DESCRIPTION	DATE	DWN	APVD
AF	50	0	TRANSFERRED TO TYCO FORMAT	03MAY02	MF EH



- 1 CRIMPBAND MATERIAL PROVIDED IN CONTINUOUS STRIP.
  - 2 REFERENCE DESCRIPTIVE PART NUMBER G045B16A.
- △ 3 BLANK LENGTH DETERMINED BY 045 TOOLSET.



PARTIAL FORMED VIEW (REF)  
 FORMED BY APPLICATION TOOLING



1601503-1  
 PART NUMBER

THIS DRAWING IS A CONTROLLED DOCUMENT.		DWN MICHAEL S. FEHER 03MAY2002		Tyco Electronics Corporation Harrisburg, PA 17105-3608	
DIMENSIONS: INCHES		CHK EDWARD HOWARD 18APR2002		NAME -	
TOLERANCES UNLESS OTHERWISE SPECIFIED:		APVD EDWARD HOWARD 18APR2002	PRODUCT SPEC -		
0 PLC ± -		APPLICATION SPEC	SIZE CAGE CODE DRAWING NO		
1 PLC ± -		WEIGHT	A3 00779 C-1601503		
2 PLC ± -		MATERIAL UNS C72500 CU-NI ALLOY	RESTRICTED TO		
3 PLC ± .005			-		
4 PLC ± -		FINISH	SCALE 1:1 SHEET 1 OF 1 REV 0		
ANGLES ± -		NONE	CUSTOMER DRAWING		