

4

3

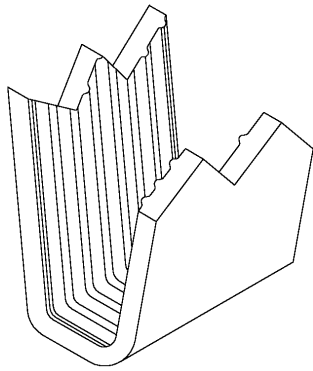
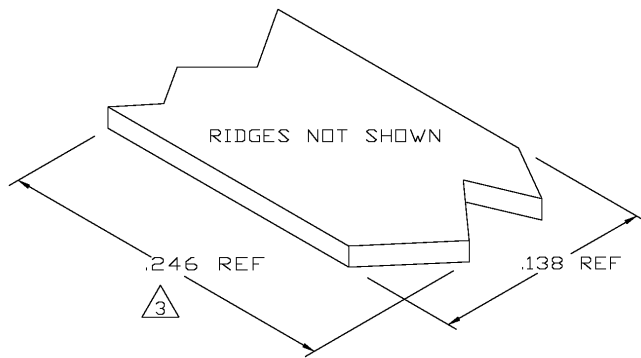
2

1

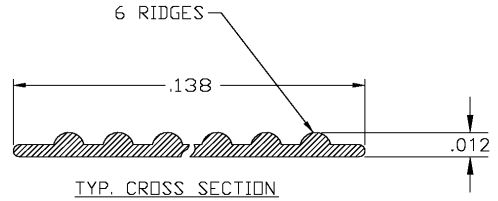
THIS DRAWING IS UNPUBLISHED. RELEASED FOR PUBLICATION
 © COPYRIGHT - BY TYCO ELECTRONICS CORPORATION. ALL RIGHTS RESERVED.

LOC	DIST	REVISIONS				
P	LTR	DESCRIPTION	DATE	DWN	APVD	
AF	50	A	REV PER OG3H-0176-04	30SEP04	JR EH	

- CRIMPBAND MATERIAL PROVIDED IN CONTINUOUS STRIP.
 - REFERENCE DESCRIPTIVE PART NUMBER L045C12B.
- △ 3 BLANK LENGTH DETERMINED BY 045 TOOLSET.



PARTIAL FORMED VIEW (REF)
FORMED BY APPLICATION TOOLING



1601566-1

PART NUMBER

THIS DRAWING IS A CONTROLLED DOCUMENT.		DWN 19JUN2002 MICHAEL S. FEHER		Tyco Electronics Corporation Harrisburg, PA 17105-3608	
DIMENSIONS: INCHES		CHK 19JUN2002 EDWARD HOWARD		NAME -	
TOLERANCES UNLESS OTHERWISE SPECIFIED:		APVD 19JUN2002 EDWARD HOWARD	PRODUCT SPEC -		
0 PLC ± -		APPLICATION SPEC -	SIZE A3		
1 PLC ± -		WEIGHT -	CAGE CODE 00779	DRAWING NO 1601566	RESTRICTED TO -
2 PLC ± -		MATERIAL UNS C26000 BRASS			
3 PLC ± .005		FINISH NONE			
4 PLC ± -		CUSTOMER DRAWING			
ANGLES ± -		SCALE 1:1		SHEET 1 OF 1	REV A