

4

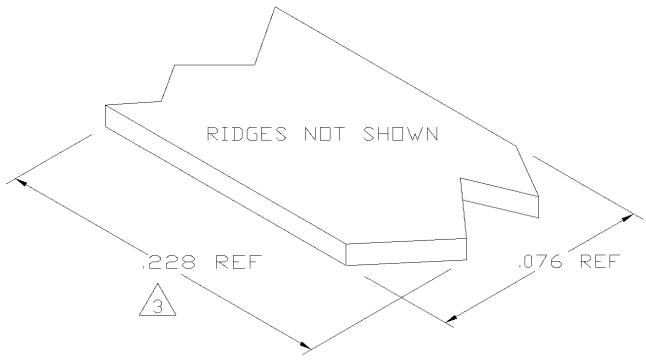
3

2

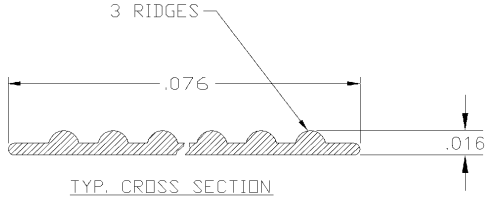
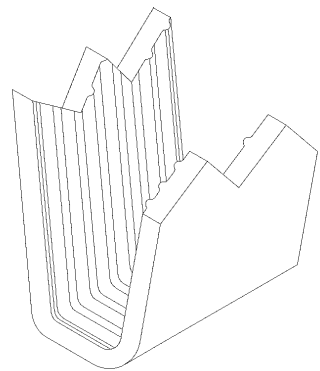
1

THIS DRAWING IS UNPUBLISHED. RELEASED FOR PUBLICATION
 © COPYRIGHT - BY TYCO ELECTRONICS CORPORATION. ALL RIGHTS RESERVED.

LOC	DIST	REVISIONS			
P	LTR	DESCRIPTION	DATE	DWN	APVD
AF	50	0	TRANSFERRED TO TYCO FORMAT	06JUN02	MF EH



- 1 CRIMPBAND MATERIAL PROVIDED IN CONTINUOUS STRIP.
 - 2 REFERENCE DESCRIPTIVE PART NUMBER L032/036B16TB.
- △ 3 BLANK LENGTH DETERMINED BY 032/036 TOOLSET.



1601546-1
 PART NUMBER

THIS DRAWING IS A CONTROLLED DOCUMENT.		DWN MICHAEL S. FEHER 06JUN2002		Tyco Electronics Corporation Harrisburg, PA 17105-3608
DIMENSIONS: INCHES		CHK EDWARD HOWARD 06JUN2002		NAME EDWARD HOWARD
TOLERANCES UNLESS OTHERWISE SPECIFIED:		APVD EDWARD HOWARD 06JUN2002	PRODUCT SPEC	CRIMPBAND, RTM
0 PLC ± -		APPLICATION SPEC	SIZE	CAGE CODE
1 PLC ± -		WEIGHT	A3	00779
2 PLC ± -		MATERIAL UNS C26000 BRASS	DRAWING NO	
3 PLC ± .005			C-1601546	
4 PLC ± -		FINISH TIN PLATE	RESTRICTED TO	
ANGLES ± -			CUSTOMER DRAWING	
MATERIAL		SCALE 1:1		SHEET 1 OF 1
FINISH		REV Q		

AMP 1470-19 REV 31MAR2000

H:\