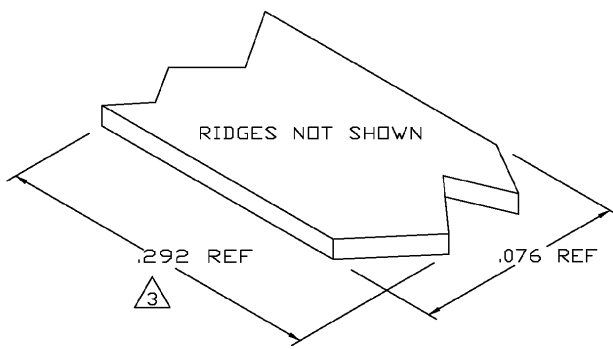
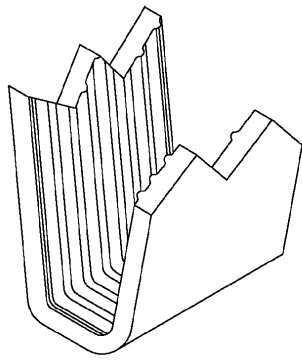
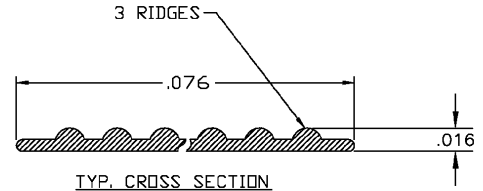


THIS DRAWING IS UNPUBLISHED. RELEASED FOR PUBLICATION
 © COPYRIGHT BY TYCO ELECTRONICS CORPORATION. ALL RIGHTS RESERVED.

LOC	DIST	REVISIONS			
P	LTR	DESCRIPTION	DATE	DWN	APVD
AF	50	O	TRANSFERRED TO TYCO FORMAT	24JUL02	MF EH



- 1 CRIMPBAND MATERIAL PROVIDED IN CONTINUOUS STRIP.
- 2 REFERENCE DESCRIPTIVE PART NUMBER L061B16B.
- 3 BLANK LENGTH DETERMINED BY 061 TOOLSET.



PARTIAL FORMED VIEW (REF)
 FORMED BY APPLICATION TOOLING

1601611-1
 PART NUMBER

THIS DRAWING IS A CONTROLLED DOCUMENT.		DWN MICHAEL S. FEHER 24JUL2002	Tyco Electronics Corporation Harrisburg, PA 17105-3608	
DIMENSIONS: INCHES		CHK EDWARD HOWARD 24JUL2002	NAME	
TOLERANCES UNLESS OTHERWISE SPECIFIED:		APVD EDWARD HOWARD 24JUL2002	PRODUCT SPEC	
0 PLC ± -		APPLICATION SPEC		
1 PLC ± -		SIZE		
2 PLC ± -		CAGE CODE		
3 PLC ± .005		DRAWING NO		
4 PLC ± -		RESTRICTED TO		
ANGLES ± -		A3 00779 1601611		
FINISH		CUSTOMER DRAWING		
MATERIAL UNS C26000 BRASS		SCALE 1:1 SHEET 1 OF 1 REV 0		
FINISH NONE				

AMP 1470-19 REV 31MAR2000

H:\