

4

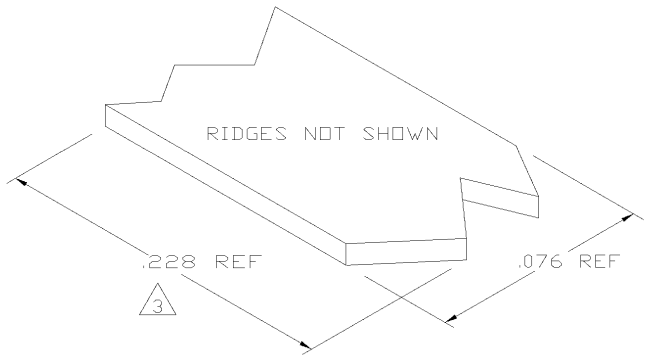
3

2

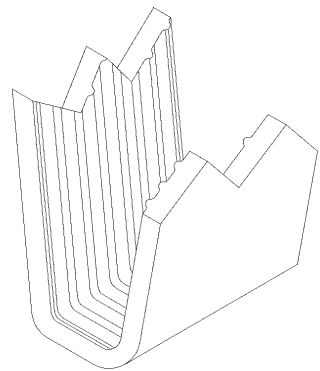
1

THIS DRAWING IS UNPUBLISHED. RELEASED FOR PUBLICATION
 © COPYRIGHT BY TYCO ELECTRONICS CORPORATION. ALL RIGHTS RESERVED.

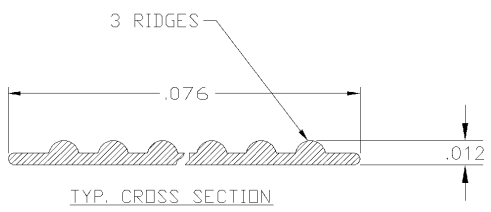
LOC	QTY	REVISIONS			
P	LTR	DESCRIPTION	DATE	DWN	APVD
AF	50	0	TRANSFERRED TO TYCO FORMAT	08MAY02	MF EH



- 1 CRIMPBAND MATERIAL PROVIDED IN CONTINUOUS STRIP.
- 2 REFERENCE DESCRIPTIVE PART NUMBER L032/036B12A.
- 3 BLANK LENGTH DETERMINED BY 032/036 TOOLSET.



PARTIAL FORMED VIEW (REF)
FORMED BY APPLICATION TOOLING



1601542-1
PART NUMBER

THIS DRAWING IS A CONTROLLED DOCUMENT.		DWN MICHAEL S. FEHER 08MAY2002		Tyco Electronics Corporation Harrisburg, PA 17105-3608
DIMENSIONS: INCHES	TOLERANCES UNLESS OTHERWISE SPECIFIED:	CHK EDWARD HOWARD 08MAY2002		NAME EDWARD HOWARD
	0 PLC ± -	APVD EDWARD HOWARD 08MAY2002	PRODUCT SPEC	CRIMPBAND, RTM
	1 PLC ± -	APPLICATION SPEC	SIZE	CAGE CODE
	2 PLC ± -	WEIGHT	A3	00779
	3 PLC ± .005	CUSTOMER DRAWING	DRAWING NO C-1601542	
	4 PLC ± -		RESTRICTED TO	
	ANGLES ± -		SCALE	1:1
MATERIAL UNS C72500 CU-NI ALLOY	FINISH NONE		SHEET	1 OF 1
			REV	0