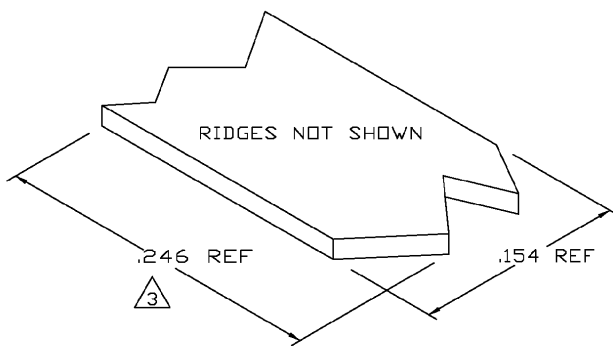
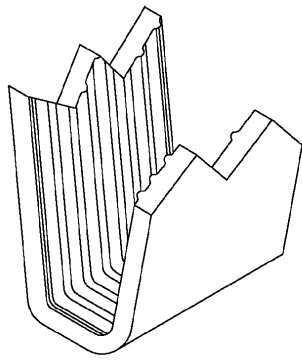
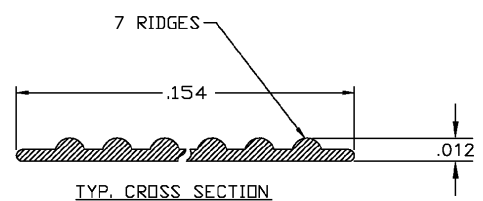


THIS DRAWING IS UNPUBLISHED. RELEASED FOR PUBLICATION
 © COPYRIGHT BY TYCO ELECTRONICS CORPORATION. ALL RIGHTS RESERVED.

LOC	DIST	REVISIONS			
P	LTR	DESCRIPTION	DATE	DWN	APVD
AF	50	O	TRANSFERRED TO TYCO FORMAT	08JUL02	MF EH



- 1 CRIMPBAND MATERIAL PROVIDED IN CONTINUOUS STRIP.
- 2 REFERENCE DESCRIPTIVE PART NUMBER L045D12B.
- 3 BLANK LENGTH DETERMINED BY 045 TOOLSET.



PARTIAL FORMED VIEW (REF)
 FORMED BY APPLICATION TOOLING

1601572-1
 PART NUMBER

THIS DRAWING IS A CONTROLLED DOCUMENT.		DWN MICHAEL S. FEHER 08JUL2002	Tyco Electronics Corporation Harrisburg, PA 17105-3608	
DIMENSIONS: INCHES		CHK EDWARD HOWARD 08JUL2002	NAME	
TOLERANCES UNLESS OTHERWISE SPECIFIED:		APVD EDWARD HOWARD 08JUL2002	CRIMPBAND, RTM	
0 PLC ± -	1 PLC ± -	PRODUCT SPEC	SIZE CAGE CODE DRAWING NO	
2 PLC ± -	3 PLC ± .005	APPLICATION SPEC	A3 00779	1601572
4 PLC ± -	ANGLES ± -	FINISH	RESTRICTED TO	
MATERIAL UNS C26000 BRASS	FINISH NONE	WEIGHT	CUSTOMER DRAWING	
SCALE 1:1			SHEET 1 OF 1	REV 0