

4

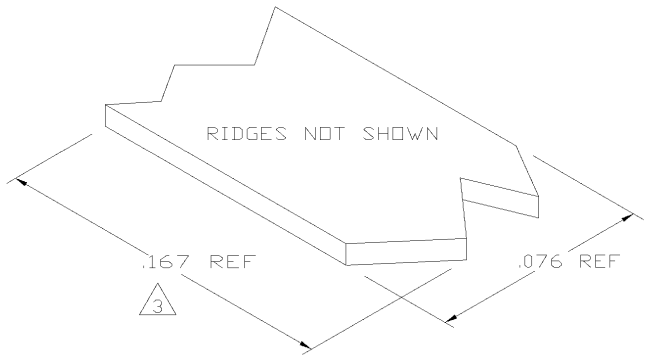
3

2

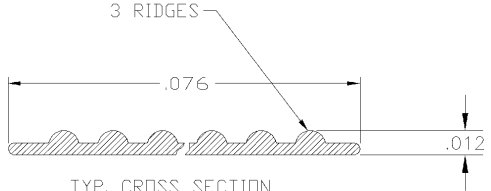
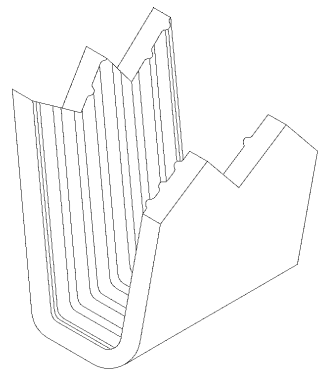
1

THIS DRAWING IS UNPUBLISHED. RELEASED FOR PUBLICATION
 © COPYRIGHT BY TYCO ELECTRONICS CORPORATION. ALL RIGHTS RESERVED.

LOC	QTY	REVISIONS			
P	LTR	DESCRIPTION	DATE	DWN	APVD
AF	50	0	TRANSFERRED TO TYCO FORMAT	08MAY02	MF EH



- 1 CRIMPBAND MATERIAL PROVIDED IN CONTINUOUS STRIP.
 - 2 REFERENCE DESCRIPTIVE PART NUMBER L032B12B.
- △ 3 BLANK LENGTH DETERMINED BY 032 TOOLSET.



1601555-1
 PART NUMBER

THIS DRAWING IS A CONTROLLED DOCUMENT.		DWN MICHAEL S. FEHER 08MAY2002		Tyco Electronics Corporation Harrisburg, PA 17105-3608												
DIMENSIONS: INCHES		CHK EDWARD HOWARD 08MAY2002		NAME EDWARD HOWARD	CRIMPBAND, RTM											
TOLERANCES UNLESS OTHERWISE SPECIFIED:		APVD EDWARD HOWARD 08MAY2002	PRODUCT SPEC	RESTRICTED TO												
<table border="1"> <tr><td>0 PLC</td><td>± -</td></tr> <tr><td>1 PLC</td><td>± -</td></tr> <tr><td>2 PLC</td><td>± -</td></tr> <tr><td>3 PLC</td><td>± .005</td></tr> <tr><td>4 PLC</td><td>± -</td></tr> <tr><td>ANGLES</td><td>± -</td></tr> </table>		0 PLC	± -	1 PLC	± -	2 PLC	± -	3 PLC	± .005	4 PLC	± -	ANGLES	± -	APPLICATION SPEC	SIZE A3	CAGE CODE 00779
0 PLC	± -															
1 PLC	± -															
2 PLC	± -															
3 PLC	± .005															
4 PLC	± -															
ANGLES	± -															
MATERIAL UNS C26000 BRASS	FINISH NONE	WEIGHT -	DRAWING NO C-1601555	SCALE 1:1												
CUSTOMER DRAWING			SHEET 1	OF 1												
			REV Q													