

4

3

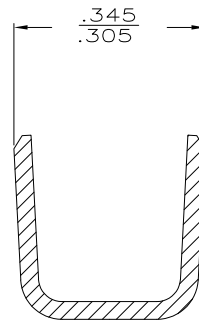
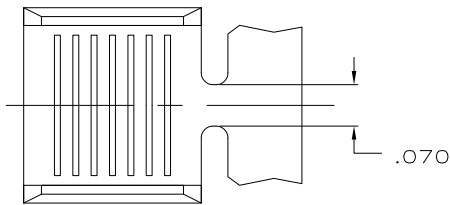
2

1

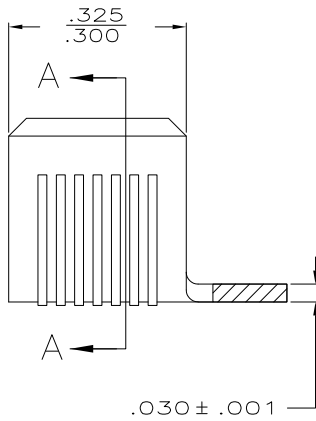
THIS DRAWING IS UNPUBLISHED. RELEASED FOR PUBLICATION
 © COPYRIGHT - BY TYCO ELECTRONICS CORPORATION. ALL RIGHTS RESERVED.

LOC	DIST	REVISIONS			
P	LTR	DESCRIPTION	DATE	DWN	APVD
AF	50				
		REVISED PER ECR-10-009921	12MAY10	HMR	GP

- CONTINUOUS STRIP ON REEL.
- WIRE SIZE IS 14000-30000 CMA.
 CRIMP WIDTH: .280, F TYPE
 CRIMP HEIGHT: $\pm .002 = (\text{TOTAL CMA} + 41,000) / 395,000$
 CRIMP WIDTH: .300, F TYPE
 CRIMP HEIGHT $\pm .002 = (\text{TOTAL CMA} + 42,500) / 420,500$
 FOR APPLICATOR INFORMATION CALL: 1-800-722-1111
 FOR PRODUCT INFORMATION CALL: 1-800-522-6752
-
- WIRE RANGE FOR NEW APPLICATIONS: 14,000-30,000 CMA
 (WIRE RANGE APPROVED FOR APPLICATIONS IMPLEMENTED
 PRIOR TO 2005: 10,000-33,000 CMA).



SECTION A-A



.000080 MIN TIN	62754-2
-	62754-1
FINISH	PART NUMBER

DIMENSIONS:		TOLERANCES UNLESS OTHERWISE SPECIFIED:		DWN		Tyco Electronics		Tyco Electronics Corporation	
INCHES				24/JAN/97		PHILLIP M. FORTNEY		Harrisburg, PA 17105-3608	
				24/JAN/97		JEFF R RUTH			
				24/JAN/97		DENNIS SCHWENK			
						NAME			
						PRODUCT SPEC			
						APPLICATION SPEC			
						WEIGHT			
						SIZE		RESTRICTED TO	
						A3 00779 C-62754			
						CUSTOMER DRAWING			
						SCALE		SHEET	
						6:1		1 OF 1	
								REV	
								P	