

4

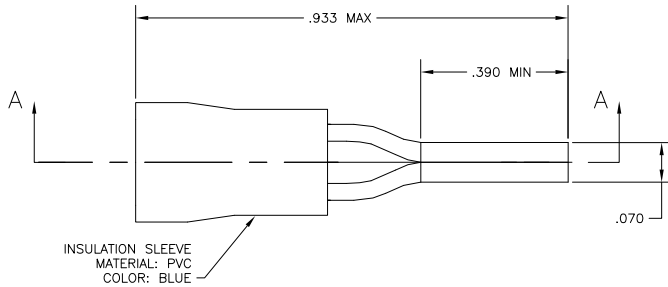
3

2

1

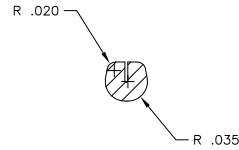
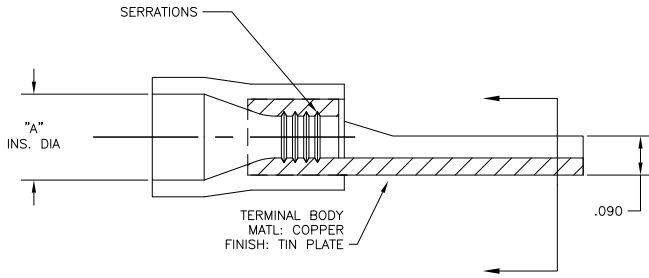
THIS DRAWING IS UNPUBLISHED. RELEASED FOR PUBLICATION
 © COPYRIGHT BY TYCO ELECTRONICS CORPORATION. ALL RIGHTS RESERVED.

LOC	DIST	REVISIONS					
G	14	P	LTR	DATE	BY	APPD	
		G		REV PER EDR 07-023647	12OCT07	jr	TM



- 1 WIRE SIZE IS #16-#14 AWG
- △2 SUPERSEDED BY 165171
- △3 OBSOLETE - NO REPLACEMENT

.115-.170	---	165171-1	△2
.115-.190	2-165171-0	165171	△3
INSUL DIA RANGE, "A"	P/N ON TAPE	PART NO.	



SECTION A-A

165171

PART NO

DIMENSIONS:		TOLERANCES UNLESS OTHERWISE SPECIFIED:		TYCO ELECTRONICS CORPORATION	
INCHES	0 PLC	± .005	± .005	31MAV07	31MAV07
	1 PLC	± .005	± .005	31MAV07	31MAV07
	2 PLC	± .005	± .005	31MAV07	31MAV07
	3 PLC	± .010	± .010	31MAV07	31MAV07
	4 PLC	± .010	± .010	31MAV07	31MAV07
	ANGLES	± .1°	± .1°	31MAV07	31MAV07
	FINISH			31MAV07	31MAV07
MATERIAL					
THIS DRAWING IS A CONTROLLED DOCUMENT.				DIM: jr, dwh CK: T MICHELJUTTI APD: T MICHELJUTTI PRODUCT SPEC: --- APPLICATION SPEC: --- WEIGHT: --- CUSTOMER DRAWING	
				Tyco Electronics Corporation Harrisburg, PA 17105-3608 NAME: --- SIZE: A2 CAGE CODE: 00779 DRAWING NO: C=165171 SCALE: 8:1 SHEET: 1 of 1 REV: G	
				RESTRICTED TO: --- DATE: ---	

AMP 1471-9 REV 31MM2000

165171

A