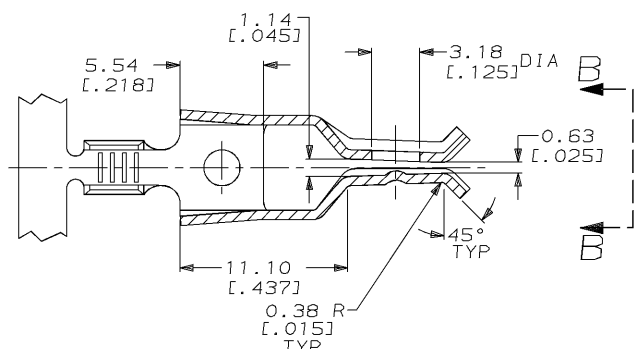
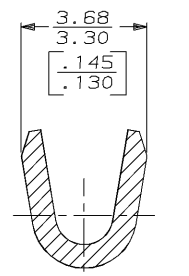
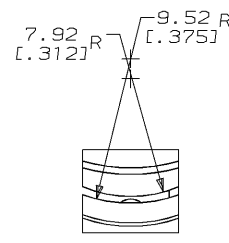


THIS DRAWING IS UNPUBLISHED. RELEASED FOR PUBLICATION, 19 .  
 © COPYRIGHT 19 BY AMP INCORPORATED. ALL INTERNATIONAL RIGHTS RESERVED.

LOC	DIST	P	F	ZONE	LTR	DESCRIPTION	DATE	APPD
AF	50				B	ADD -2 PER PR94-65 & 0410-94	8/9/94	PF/DS

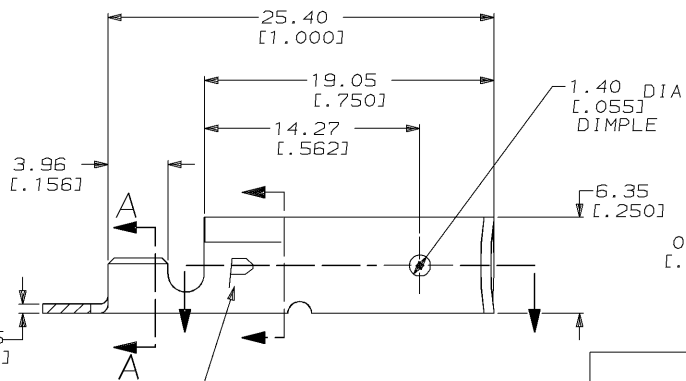


1 CONTINUOUS STRIP ON REEL.  
 2 "P" STAMP ON 63723-2 ONLY.



VIEW B-B

SECTION A-A  
 SCALE 10:1



H04 PHOS BRONZE	0.5-1.3mm <sup>2</sup>	63723-2
T2 STEEL	[20-16] AWG	63723-1
WIRE RANGE		PART NO

DO NOT SCALE PRINT. UNLESS SPECIFIED DIMENSIONS IN mm (INCHES) TOLERANCES ON: 2 PLC DEC ± 0.25 (.010) 3 PLC DEC ± - ANGLES ± -	DR 7/29/93 PHIL FORNEY CHK 7/29/93 JR RUTH APPD 7/29/93 D SOMMERK RON KUZO PRODUCT SPEC -
MATERIAL SEE TABLE	APPLICATION SPEC - WEIGHT -
FINISH 0.002032 [.000080] MIN TIN PL PER MIL-T-10727	

<b>AMP</b> AMP Incorporated Harrisburg, PA 17105-3608		
NAME RECEPTACLE		
SIZE B	CAGE CODE 00779	DRAWING NO C=63723
SCALE 4:1	SHEET 1 OF 1	

THIS DRAWING IS A CONTROLLED DOCUMENT FOR AMP INCORPORATED. IT IS SUBJECT TO CHANGE AND THE CONTROLLING ENGINEERING ORGANIZATION SHOULD BE CONTACTED FOR THE LATEST REVISION.