

4

3

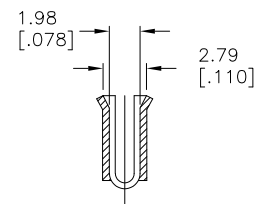
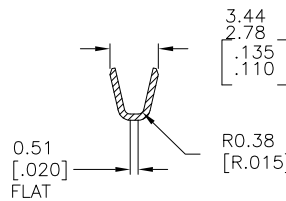
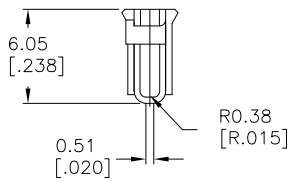
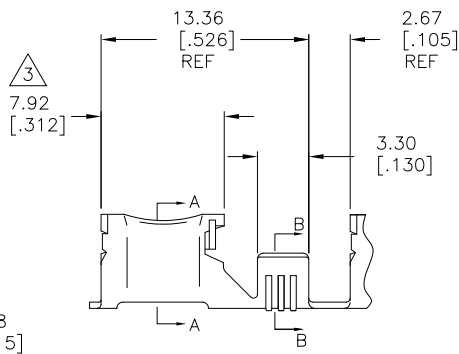
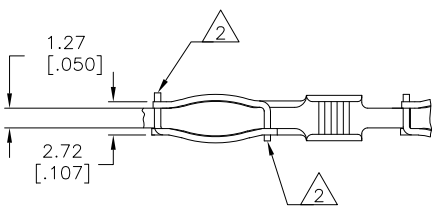
2

1

THIS DRAWING IS UNPUBLISHED. RELEASED FOR PUBLICATION
 © COPYRIGHT - BY TYCO ELECTRONICS CORPORATION. ALL RIGHTS RESERVED.

LOC	DIST	REVISIONS				
P	LTR	DESCRIPTION	DATE	DWN	APVD	
AF	50	J1	REVISED PER ECR-07-031139	20FEB08	HMR	GP

- 1 .015 MAX. CUT OFF TAB PERMITTED BOTH ENDS.
- 2 LOCKING TAB MUST BE FULLY LATCHED WITH ENTIRE STOCK THICKNESS OF TAB WITHIN THE LOCK
- 3 INCLUDING ENDS OF LOCKING TABS.
- 4 ACCEPTS .090 ± .002 DIA PIN.
- 5 WIRE RANGE : 16-20 AWG



OBSOLETE	MATTE TIN	.016 BRASS	505002-2
		.016 BRASS	505002-1
	FINISH	MATERIAL	PART NO

THIS DRAWING IS A CONTROLLED DOCUMENT.		DWN	20FEB2008	Tyco Electronics		Tyco Electronics Corporation Harrisburg, PA 17105-3608	
DIMENSIONS: mm [INCHES]		CHK	20FEB2008	GARY PORTA		NAME	
TOLERANCES UNLESS OTHERWISE SPECIFIED: 0 PLC ± - 1 PLC ± - 2 PLC ± 0.38 [.015] 3 PLC ± - 4 PLC ± - ANGLES ± -		APVD	20FEB2008	GARY PORTA		PRODUCT SPEC	
MATERIAL SEE TABLE		FINISH SEE TABLE		APPLICATION SPEC		RECEPTACLE, PIN, .090 DIA	
		WEIGHT	-	SIZE	A3	CAGE CODE	00779
		DRAWING NO		C=505002		RESTRICTED TO	
		CUSTOMER DRAWING		SCALE	4:1	SHEET	1 OF 1
				REV		J1	