

4

3

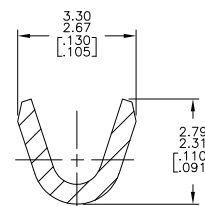
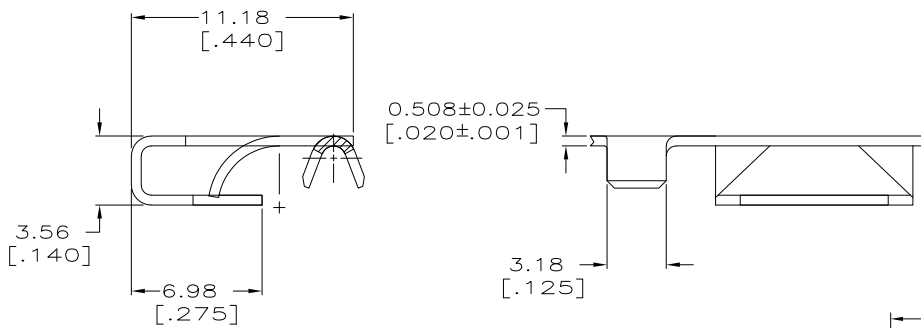
2

1

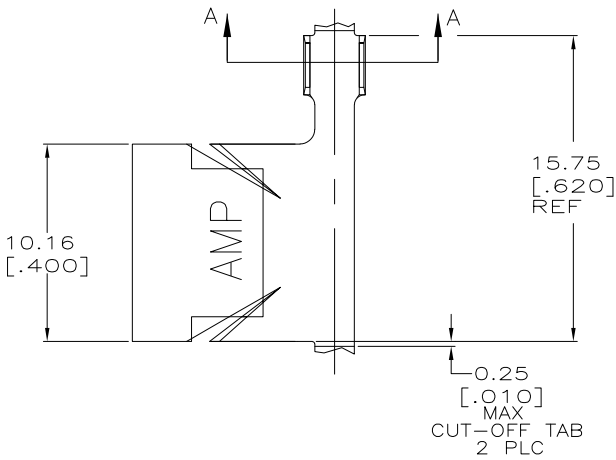
THIS DRAWING IS UNPUBLISHED. RELEASED FOR PUBLICATION
 © COPYRIGHT - BY TYCO ELECTRONICS CORPORATION. ALL RIGHTS RESERVED.

LOC		DIST		REVISIONS			
P	LTR	DESCRIPTION		DATE	DWN	APVD	
G2		REVISED PER ECO-09-019597		26AUG09	RG	MS	

- 1. CONTINUOUS STRIP ON REEL.
- ⚠ WIRE SIZE IS [22-18] AWG.
- ⚠ PRELIMINARY - NOT FOR PRODUCTION



SECTION A-A
 SCALE 10:1
 -1 THRU -3



OBSOLETE	MATERIAL	PART NO.
2	UNS C10080 TEMP 2 STEEL	63733-4
2	UNS C52100 H04 PHOS BRZ	63733-3
3	UNS C26000 H06 BRASS	63733-2
2	UNS G10080 TEMP 2 STEEL	63733-1

THIS DRAWING IS A CONTROLLED DOCUMENT.		DWN PHIL FORTNEY 8/3/93	Tyco Electronics Corporation Harrisburg, PA 17105-3608	
DIMENSIONS: MM [INCHES]		CHK JR RUTH 8/3/93	NAME CLIP, GROUNDING	
TOLERANCES UNLESS OTHERWISE SPECIFIED:		APVD R KUZO 8/3/93	RESTRICTED TO	
0 PLC ± -		PRODUCT SPEC	-	
1 PLC ± -		APPLICATION SPEC	-	
2 PLC ± 0.25 [.010]		SIZE	A3	00779
3 PLC ± -		CAGE CODE	C	63733
4 PLC ± -		DRAWING NO	-	
ANGLES ± -		WEIGHT	-	
MATERIAL	FINISH	CUSTOMER DRAWING		
SEE TABLE	0.002032 [.000080] MIN TIN	SCALE	5:1	SHEET 1 of 1
				REV G2