

4

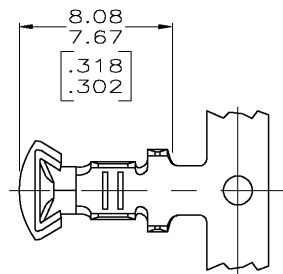
3

2

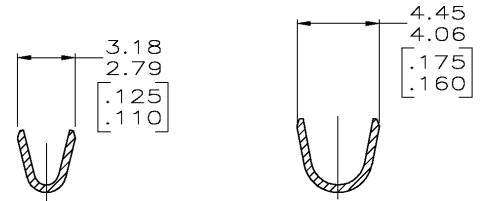
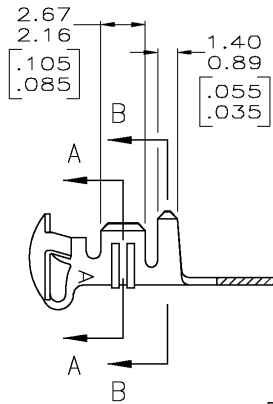
1

THIS DRAWING IS UNPUBLISHED. RELEASED FOR PUBLICATION  
 © COPYRIGHT - BY TYCO ELECTRONICS CORPORATION. ALL RIGHTS RESERVED.

LOC		DIST		REVISIONS			
P	LTR	DESCRIPTION		DATE	DWN	APVD	
	H	REV PER OG3A-0736-03		14NOV03	JR	EH	

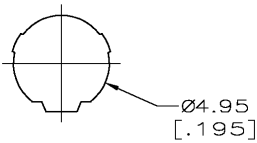


1. WIRE RANGE: 0.5 - 1.4 mm<sup>2</sup> [20 - 16 AWG].
2. INSULATION RANGE: 2.29 - 3.18 [.090 - .125] DIA.
3. DIMENSION IN BRACKETS ARE IN INCHES.



SECTION A-A

SECTION B-B



.000080 MIN TIN PLATED	61165-2
-	61165-1
FINISH	PART NO

THIS DRAWING IS A CONTROLLED DOCUMENT.		DWN T. BECK 2-18-94	Tyco Electronics Corporation Harrisburg, PA 17105	
DIMENSIONS: MM [INCHES]		CHK R. SWING 2-18-94	NAME BUTTON CONTACT	
TOLERANCES UNLESS OTHERWISE SPECIFIED:		APVD R. GRAY 2-18-94	PRODUCT SPEC	
0 PLC ± -		APPLICATION SPEC		
1 PLC ± -		WEIGHT		
2 PLC ± 0.13 [.005]		SIZE A3		
3 PLC ± -		CAGE CODE 00779		
4 PLC ± -		DRAWING NO 61165		
ANGLES ± -		RESTRICTED TO		
MATERIAL 0.41 [.016] BRASS	FINISH SEE TABLE	CUSTOMER DRAWING		
		SCALE 5:1	SHEET 1 OF 1	REV H

AMP 1470-19 REV 31MAR2000

H:\dmtecm0d\