

4

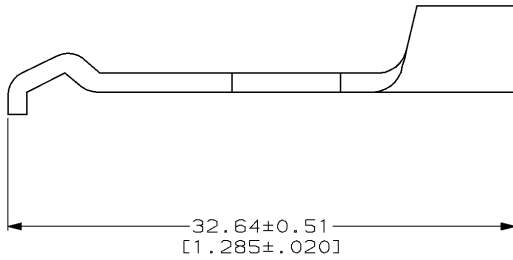
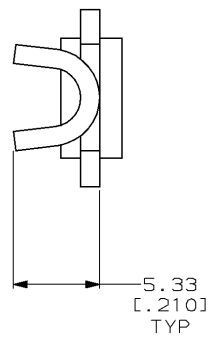
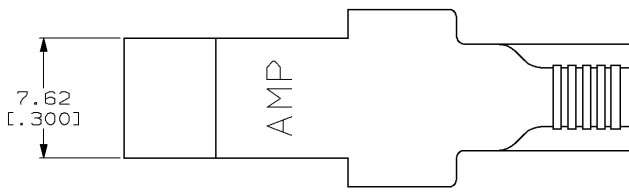
3

2

1

THIS DRAWING IS UNPUBLISHED. RELEASED FOR PUBLICATION  
 © COPYRIGHT 19 BY AMP INCORPORATED. ALL RIGHTS RESERVED.

Loc	Dist	REVISIONS			
P	LTR	DESCRIPTION	DATE	DWN	APVD
G		REDRAWN & REV PER EC 0320-74-97	15 APR 97	-	-



1. CONTACT TO BE USED WITH HOUSING 53884.

54330-1  
 PART NUMBER

THIS DRAWING IS A CONTROLLED DOCUMENT.		DWN M. BINNER 15 APR 97	AMP Incorporated Harrisburg, PA 17105-3608	
DIMENSIONS: mm [INCHES]		CHK R. STONE 24 APR 97	NAME M. MCALONIS 22 MAY 97	
TOLERANCES UNLESS OTHERWISE SPECIFIED:		PRODUCT SPEC 108-11043	CONTACT, SOLDER BARREL SERIES 2, POWER LOCK	
0 PLC ±-		APPLICATION SPEC 114-6032	SIZE A3	CAGE CODE 00779
1 PLC ±-		RESTRICTED TO	DRAWING NO 54330	REV G
2 PLC ±0.38 [0.015]		SCALE 4:1		
3 PLC ±-		SHEET 1 OF 1		
4 PLC ±-		REV G		
ANGLES ±-		CUSTOMER DRAWING		
MATERIAL COPPER	FINISH 5.08µm [0.00200] MIN SILVER	WEIGHT -		